

Nyturer i Nissedal m.m. 2011

Sammanställt av Rickard Larsson, Joakim Olofsson, Jörgen Gahne
2011-05-30

Innehållsförteckning

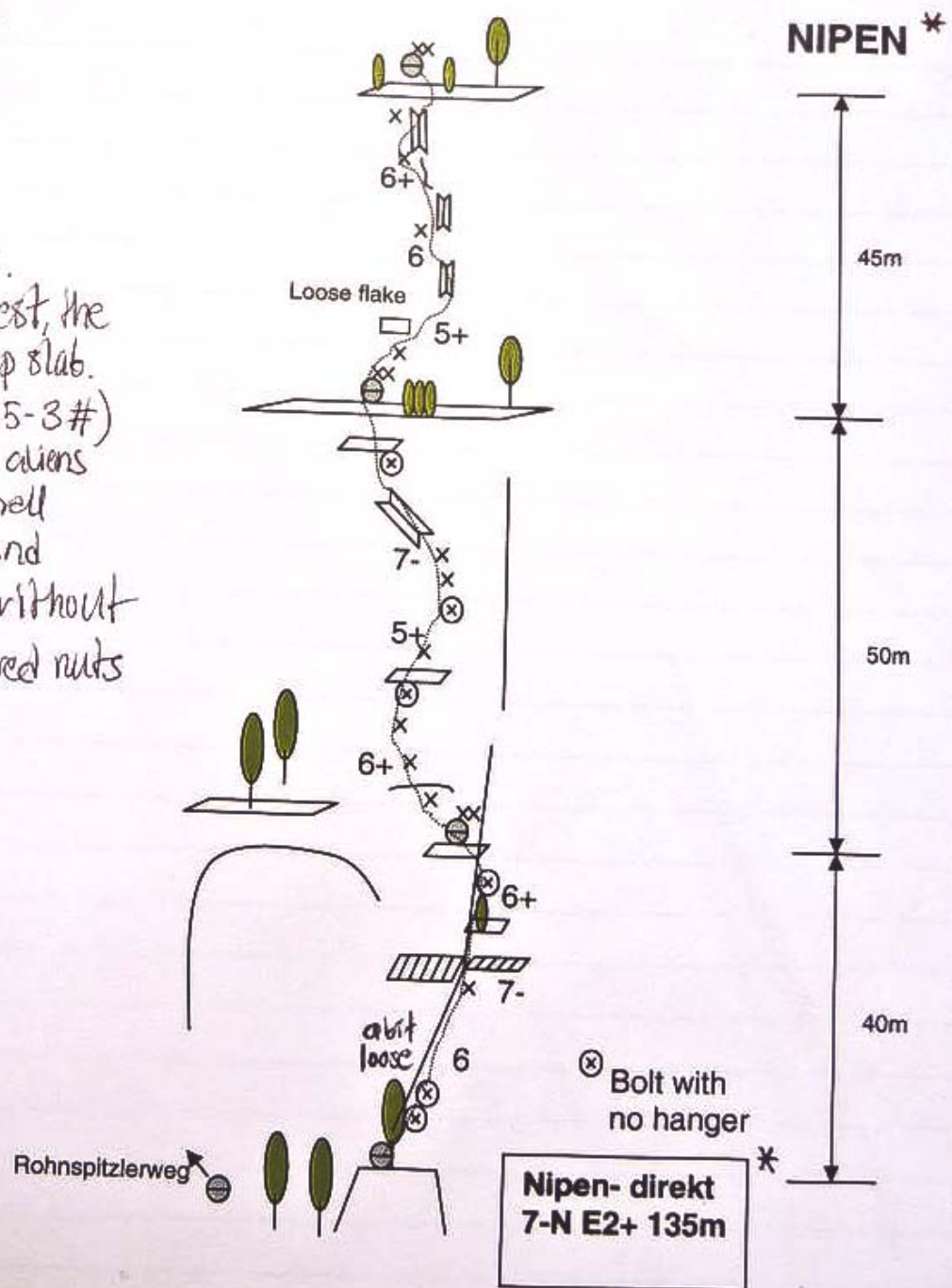
B1, Nipen	
Nipen direkt, 7-N	4
C7, Bastomheii	5
C10, Am Arsch der Welt	5
C13, Drug Wall	6
D1, Bareslandfjellet	
Misantropen, 7-N	7
Stekaren, 7-N, Superstekaren, 7+N	8
D3, Langfjell	
Weg der Arbeit, 7	9
D4, Ånundsbufjellet	
Adam, 5-, Eva, 5	10
Dike´teryx, 6+.....	11
The Snake in the Pit, översikt	12
The Snake in the Pit, 6N.....	13
Twilight Zoom, 6-.....	14
D6, Ufshomfjellet	
Rocky-Nisser-Picture-Show, 9.....	15
Sektor Gresshopa	16
D9, Kjøberg	
Jenner und Sohn, 6+	17
Kreuzotter, 7+	18
Sektor Skytebane.....	19
Sektor till vänster.....	20
Sektor till vänster, Firfisle, 6-	21
Sektor till vänster, Granitspecht, 6, m.m.....	22
D12, Hægefjell	
Översikt vänstra sidan	23
Kristiflygare, 6N	24
Silent Partner, 7-/7N, Snake of June, 7-/7N	25
Snake of June, 7-/7N	26

Morsans 60års Kalas,5N	27
Nationaldagen, 6-N	28
Brokeback Mountain, 6N	29
Beyond Good and Evil, 6+N	30
The Doctor and the Handyman, 7N	31
Lost in Translation, 7/8N	32
Damokles, 6+N	33
Copacabana, 7-N	34
Heroes of Telemark, 7N	35
Heroes of Telemark, 7N	36
Heroes of Telemark, 7N	37
Heaven´s Gate, 7N	38
Heaven´s Gate, 7N	39
Dragons Highway, 6+N	40
Alles Plate, 7, Profanity "Leck Mich ...", 7	41
Alles Plate, 7, Profanity "Leck Mich ...", 7	42
Vancouver Alternativ, 5-	43
Two Dodos on the run, 6N	44
Moon streaking, 6-N	45
The End, 6-N, North East Slabs, 3+N	46
D14, Strondrefjell	
Hanseatisch-Westfälische-Entschlossenheit, 6+	47
Neptäus Gobel, 6	48
D15, Vikfjell	
Weg zur Sonne, 7-, Plasmaregen, 7+, Eruption, 7+	49
Weg zur Sonne, 7-, Plasmaregen, 7+, Eruption, 7+	50
Windjammer, 6+, Sturmvogel, 7-, etc.	51
D16, Skålfjell	
Burn, 5+	52
Diverse rättelser	53

B1. Nipen, "Nipen direct, 7-N"

Adam Blomberg
Pagnas Crona
Magnus Glans
2007

Nice varied climb.
First pitch steepest, the
2nd and 3rd steep slab.
Many Camalots (0.5-3#)
for the first pitch, aliens
blue to red and small
nuts for the 2nd and
3rd. Some bolts without
hanger, many wired nuts
for protection.



C10. A... der Welt, C7. Bastomheii

01. September 2007
Am Arsch der Welt
Block 1&2: crack the back 8+, Fingerriss zw. Boulder #11 & #18
Ralf Reissig (solo)

Se side 49 i Gå Telemark

Sektor Spätschicht

- b) Kvartr trapp 5+
- c) Die Exorbitante 6
- d) Handyman, 8-
- e) Schnirgh, 8/8+
- f) Spätschicht, 6
- g) Tobiplatte, 3+
- h) Schnueffeltier 6+

The diagram shows a climbing sector with several routes. A red line highlights route 'h) Schnueffeltier 6+', which is 27m long and starts 10m left of 'Handyman'. Other routes include 'b) Kvartr trapp 5+', 'c) Die Exorbitante 6', 'd) Handyman, 8-', 'e) Schnirgh, 8/8+', 'f) Spätschicht, 6', and 'g) Tobiplatte, 3+'. The map includes technical details such as bolt counts (e.g., 6+, 5+, 4+, 6-, 6-/6, 8-), distances (25m, 40m), and a vertical scale on the right with markers 1, 30, and 40. A north arrow is also present.

02. September 2007
Spätschicht
*Schnueffeltier - 6+ (6 Bolts, 27m) sehr schoene Wandkletterei, startet ca. 10m links vom "Handyman"
Ralf Reissig, Steffi Reissig, Katja Reissig

S. 42

C13. Drug Wall

30. August 2007
Drug Wall

*Cincis Crack 6+/7- (clean) schoener Riss in Verschneidung, gut zum Absichern
Ralf Reissig, Dieter Ulbrich, Katja Reissig, Steffi Reissig

*Nasenbaer 8- (7 Bolts + 1 Fixkeil) schoene Sportkletterroute geht ueber die Nase links von Cincis Crack (siehe Topo).

Cannabis 9- (clean, C0-0,5, 1) Startet rechts von "After Midnight" Wand, Hangel und linksgeneigten Fingerriss zu deren Umlenker.
Ralf Reissig (von unten ges.)

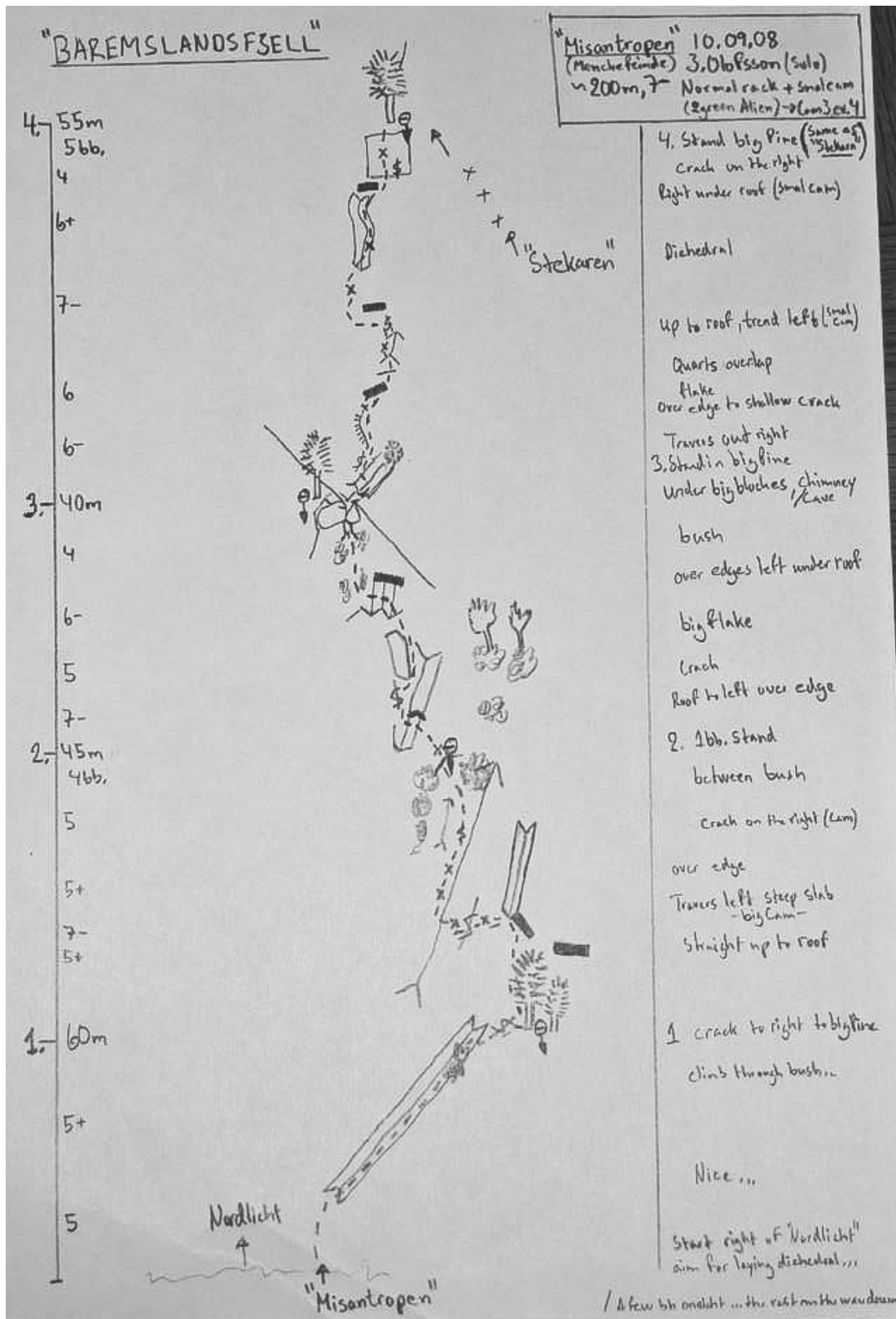
31. August 2007
Drug Wall

*Liquid Sunshine - 8/8+ (7 Bolts) Super Tour in besten Fels links von "Fijou rouge".
Ralf Reissig, Katja Reissig

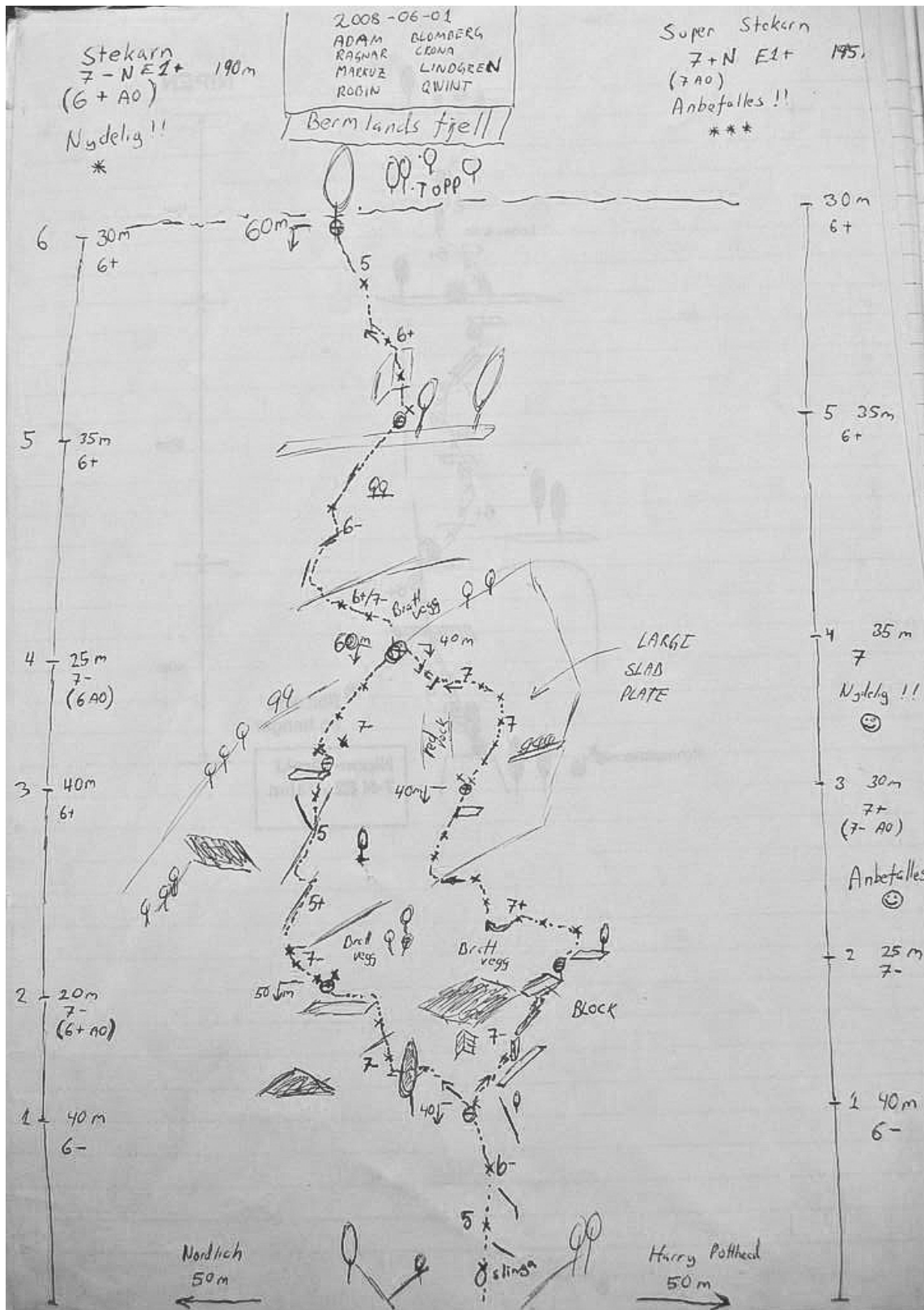
**LSD 9+ Liquid Sunshine Direct geklettert vom 4. zum 5. Bolt
Ralf Reissig (von unten ges.)

3) Cincis Crack 7-
4) Nasenbaer 8-
V) Liquid Sunshine 8+
W) LSD (Liquid Sunshine Direct) 9+
X) Cannabis 9-

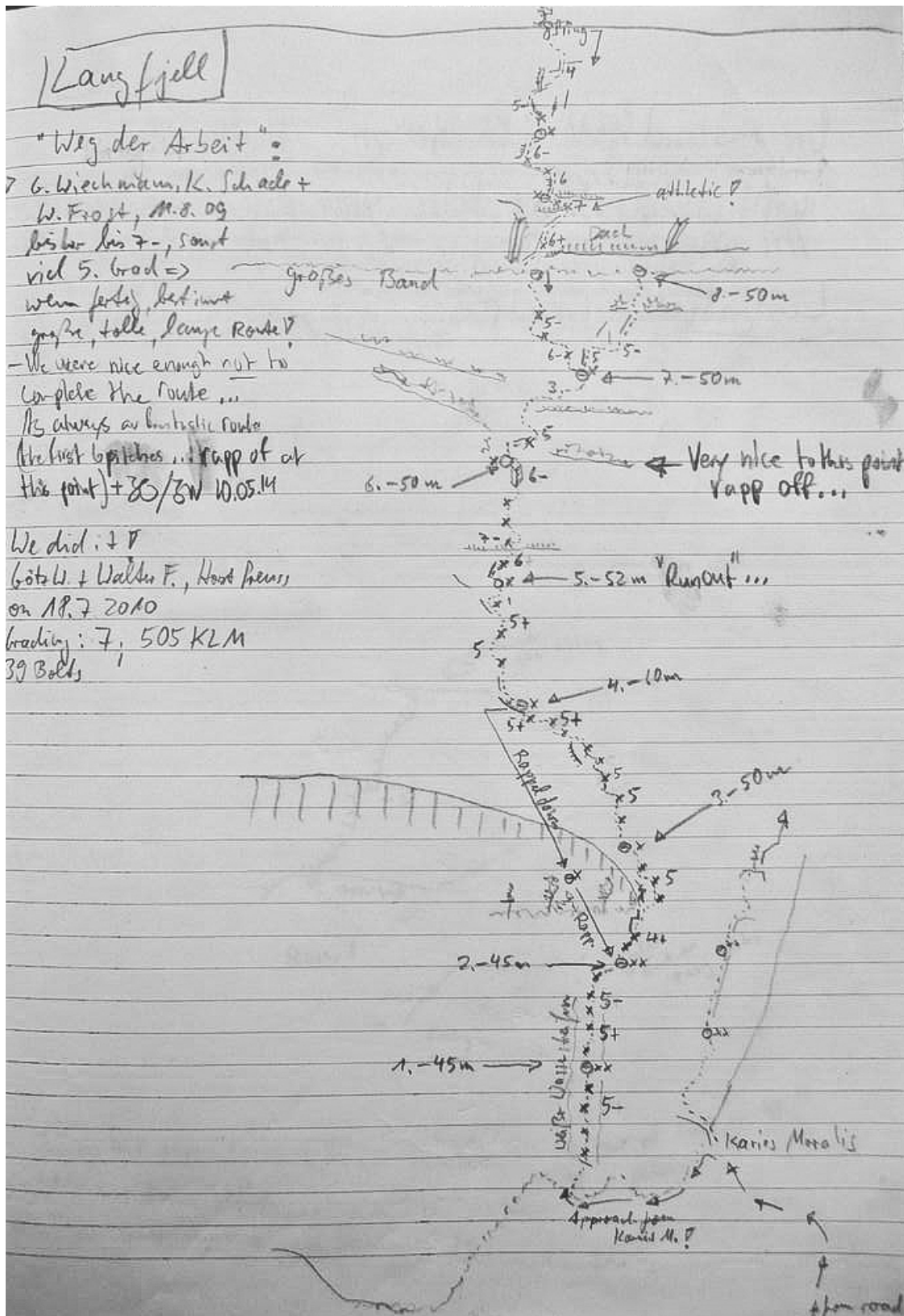
D1. Baremslandfjellet, "Misanthropen, 7-N"



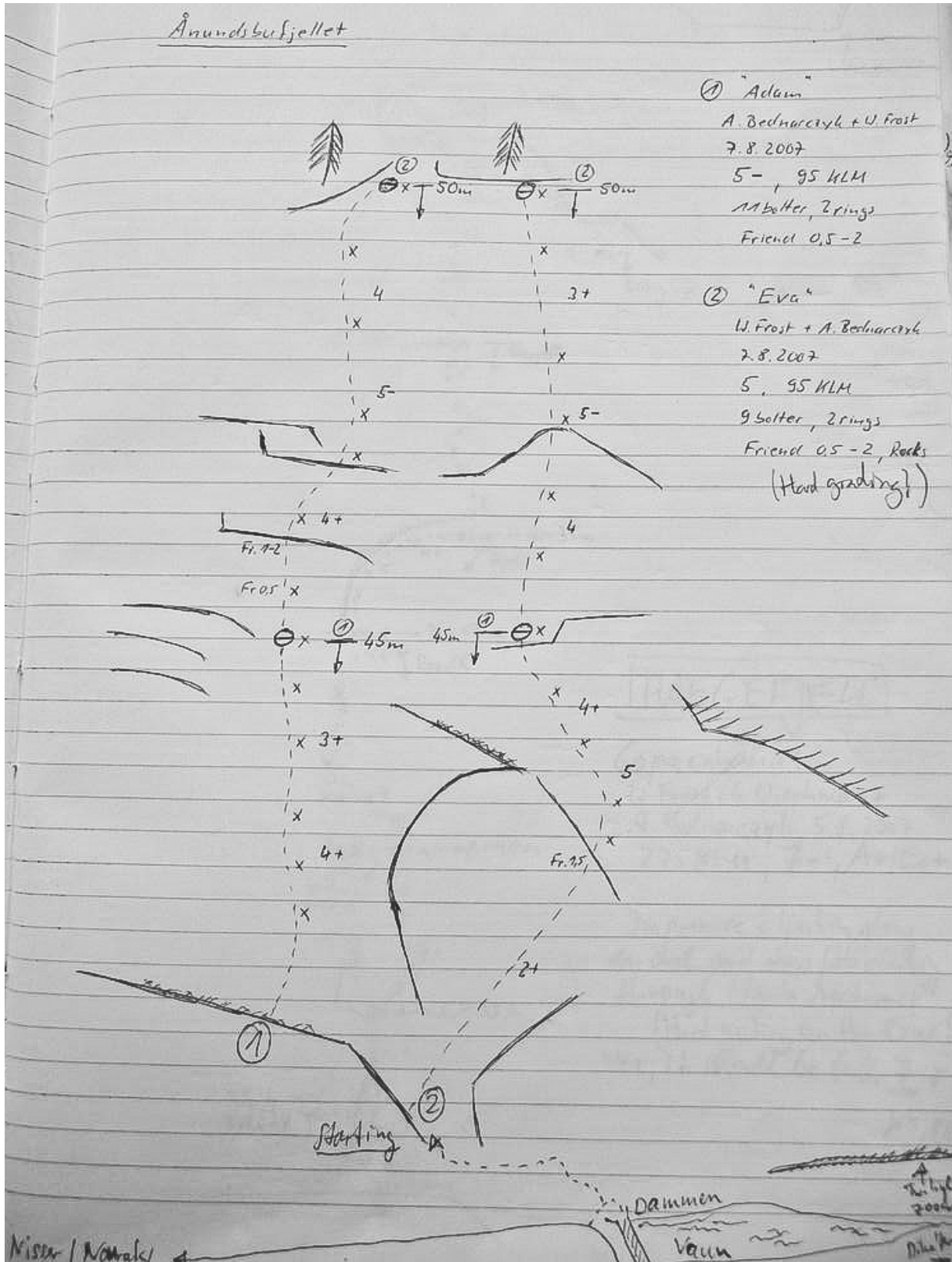
D1. Baremslandfjellet, "Stekarn, 7-N, Super Stekarn, 7+N"



D3. Langfjell, "Weg der Arbeit, 7"



D4. Ånundsbufjellet, "Adam, 5-, Eva, 5"



D4. Ånundsbufjellet, "Dike'teryx, 6+"

Ånundsbufjellet

Dike'teryx:

G. Wiechmann + U. Frost,
 Ad. Bednarczyk 2.8. 2007
 6+ 295/CLM. A+/E1+
 17 bolts + 6 rings,
 Friends 0-2,5 +

Very interesting route through
 slabs with obviously white dikes!

Now all standbolts are good!
 John, 8/09

Autocourt/Approach:

6.-35m → Rappell the route! 70m

5.-40m →

4.-50m → NB! Standbolt was loose! And fell out - No standbolt

3.-55m

2.-55m

1.-60m

Naurak Veien

Ånundsbufjellet

Adamt, Eva

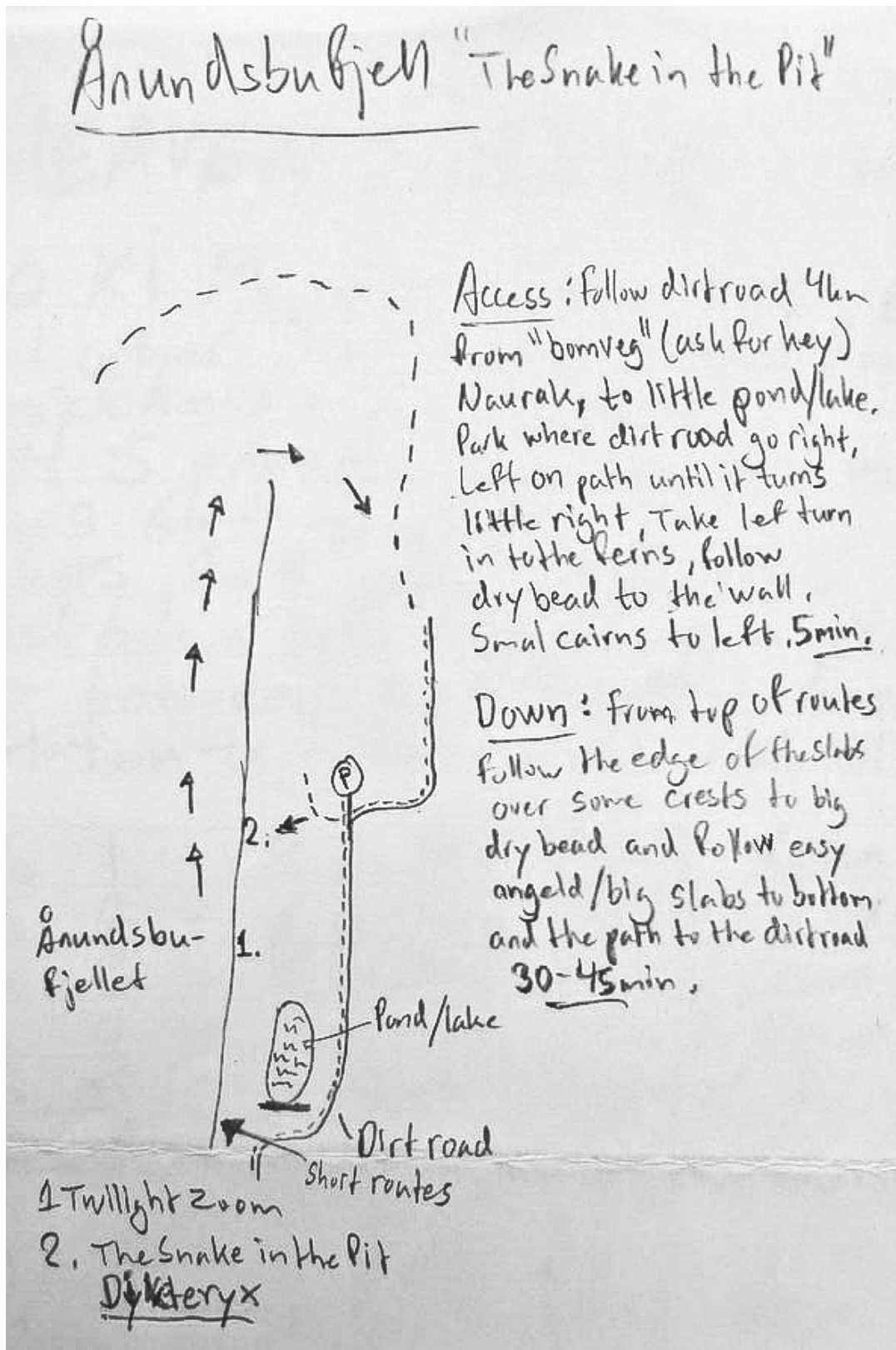
Pinner

Thil, 100m

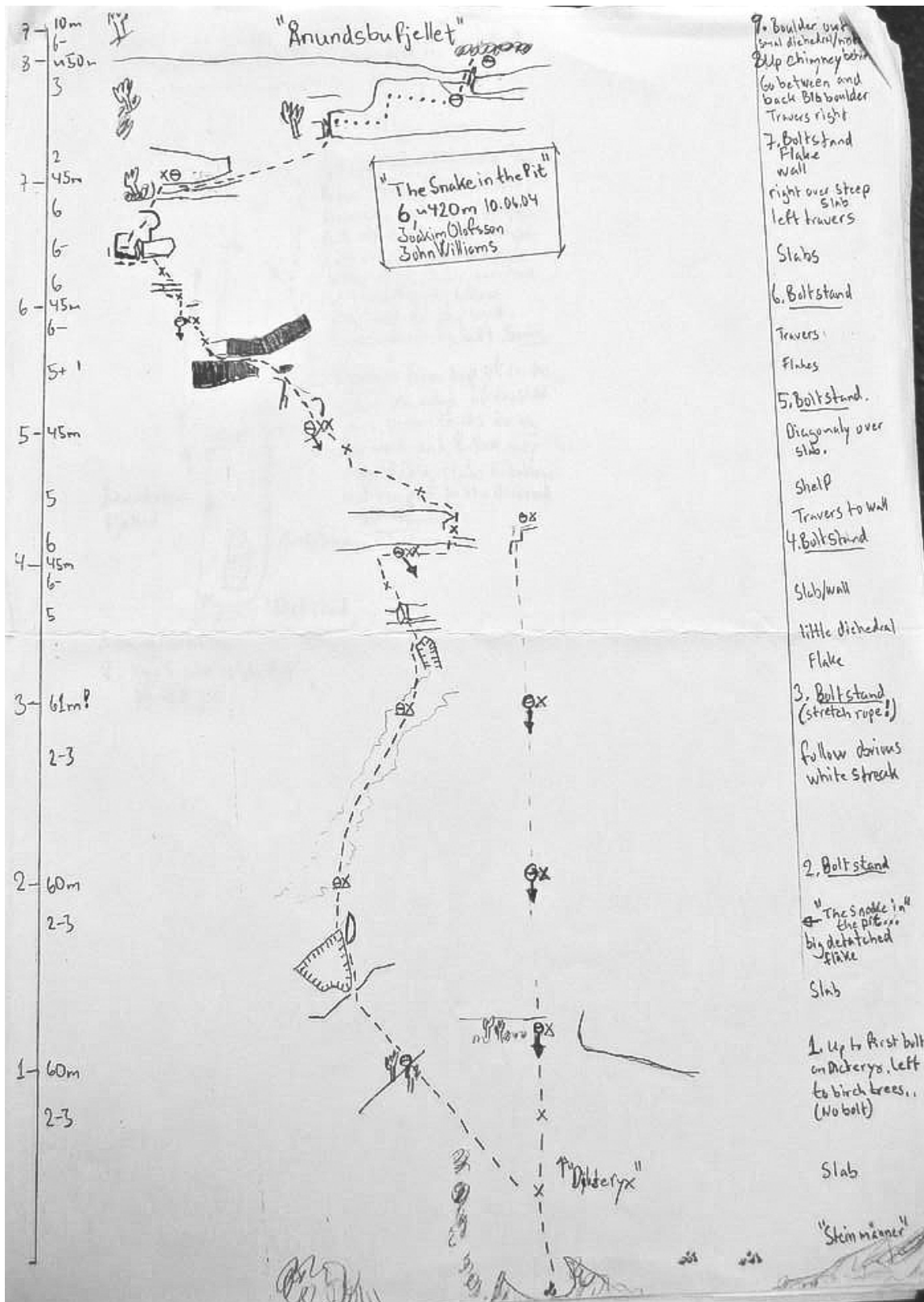
Veien

Nice route

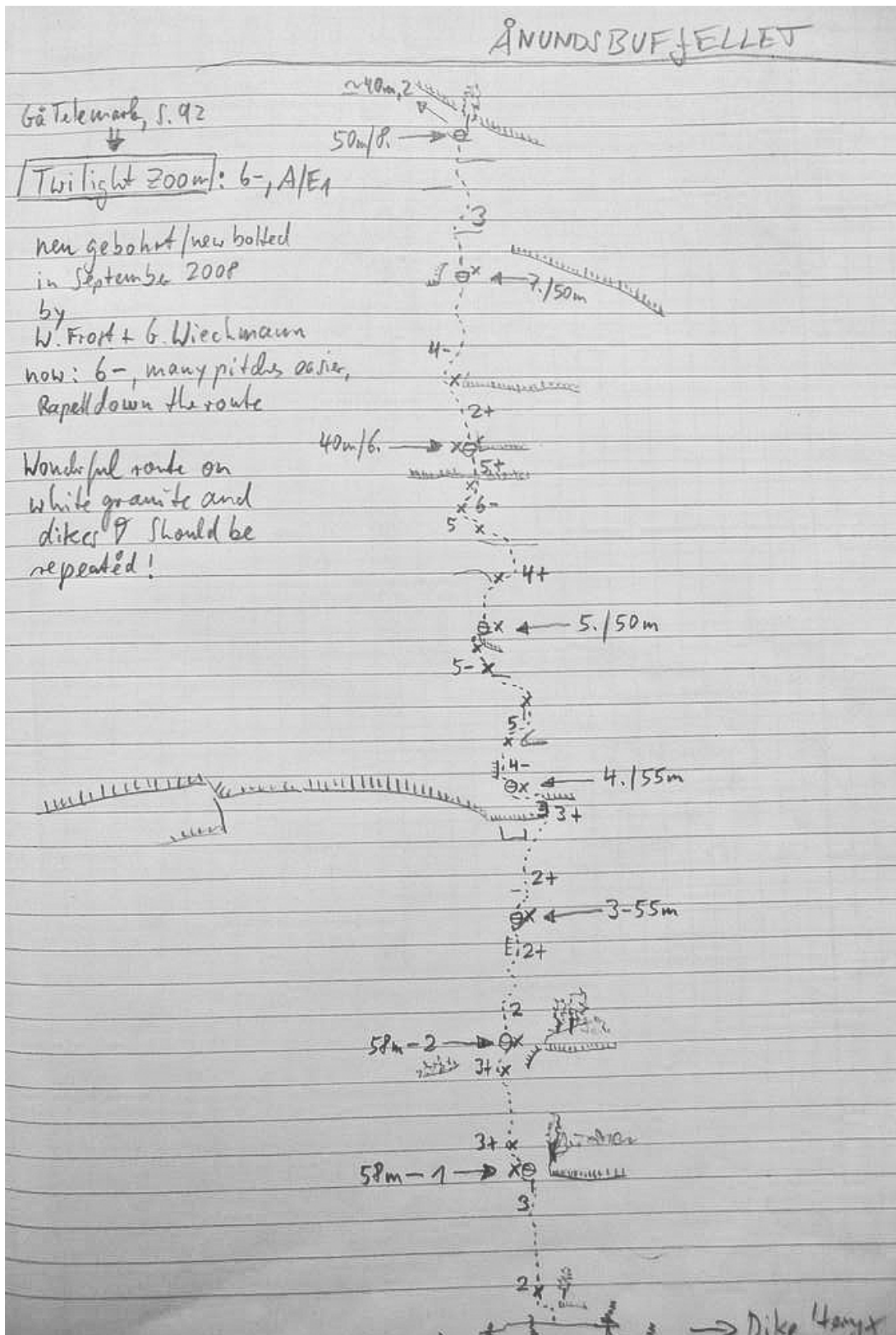
D4. Ånundsbufjellet



D4. Ånundsbufjellet, "The Snake in the Pit, 6N"



D4. Ånundsbufjellet, "Twilight Zoom, 6-"



D6. Ufshomfjellet, "Rocky-Nisser-Picture-Show, 9"

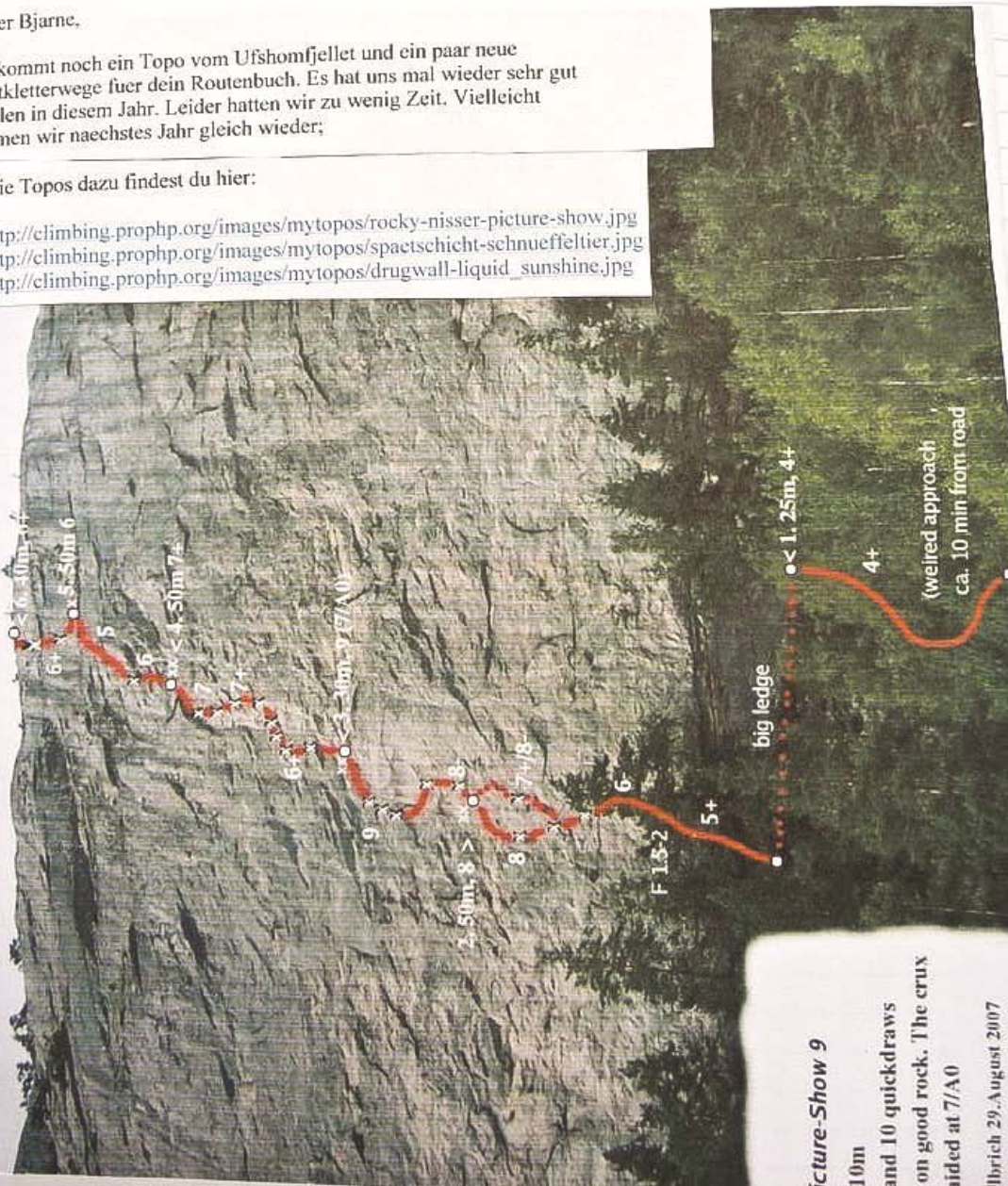
Bjarne Reime

Fra: "ralf reissig" <ralf.reissig@gmx.de>
Til: <bjarnereime@nisser.no>
Kopi: "Dieter Ulbrich" <ud@freenet.de>; "Katja Reissig" <katja.reissig@gmx.de>
Sendt: 28. september 2007 13:12
Legg ved: rocky-nisser-picture-show.jpg
Emne: Neue Routen Nissedal - 2007

Lieber Bjarne,

hier kommt noch ein Topo vom Ufshomfjellet und ein paar neue Sportkletterwege fuer dein Routenbuch. Es hat uns mal wieder sehr gut gefallen in diesem Jahr. Leider hatten wir zu wenig Zeit. Vielleicht kommen wir naechstes Jahr gleich wieder;

Die Topos dazu findest du hier:
<http://climbing.prophp.org/images/mytopos/rocky-nisser-picture-show.jpg>
<http://climbing.prophp.org/images/mytopos/spaetschicht-schnueffeltier.jpg>
http://climbing.prophp.org/images/mytopos/drugwall-liquid_sunshine.jpg



Ufshomfjellet
Rocky-Nisser-Picture-Show 9
 Length: 5 pitches, 210m
 Gear: 3x cam 1.5 and 10 quickdraws
 A tilted sportclimb on good rock. The crux pitch 3 can be aided at 7/A0
 Ralf Reissig, Dieter Ulbrich 29. August 2007

29. August 2007
 Ufshomfjellet Rocky-Nisser-Picture-Show - 9
 6 SL, ca. 210m, 20 Bohrhaken + 8 Stand-Bohrhaken, 3xCamalot 1, 1x0.75
 Direkt gegenueber vom Parkplatz gelangt man in ca. 10 min zum Einstieg bei grosser Birke (mit Pfeil markiert). Topo haenge ich an die Mail.
 Ralf Reissig, Dieter Ulbrich

D7. Ufshomfjellet, Sektor Gresshoppa

UFSHOMFJELLET

Treningsfeltet / Sektor "Gresshoppa", S. 100, Gästemark

There has been several mistakes in the guidebook → now the new sketch with correct (I hope so...) information!

Joh. Wichmann +
Walter Frost
September 2008

① Gresshoppadri: 5+

② Gresshoppa: 5- → J. Haukåren 1994

③ : 6+, W. Frost, 14.8.09

④ Slatty: 5+, G. Wichmann ~1995, solo

⑤ Willi: 5+, G. W. 9/08

⑥ For all: 4+, J. Haukåren 1994

⑦ Maja: 5-, G. W. 9/08, solo ~1995

⑦a Popeye : 6- W, 8/09, 6+

⑧ Easy: ? , 3

⑨ Flip: 4+, G. W. 9/08

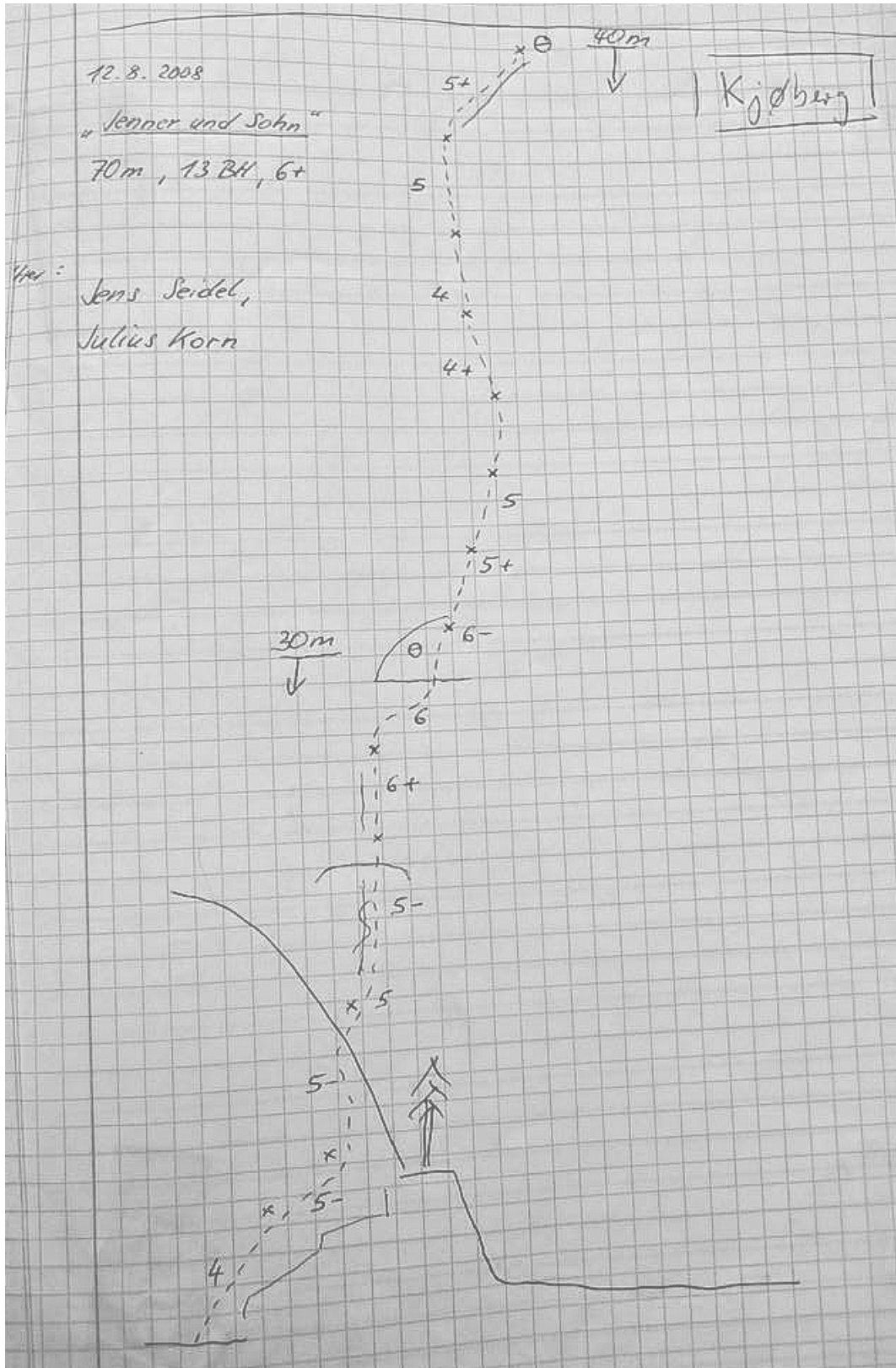
⑩ Ristet: 5- G. W. 9/08

⑪ Kautendipom: 7- W. Frost 9/08

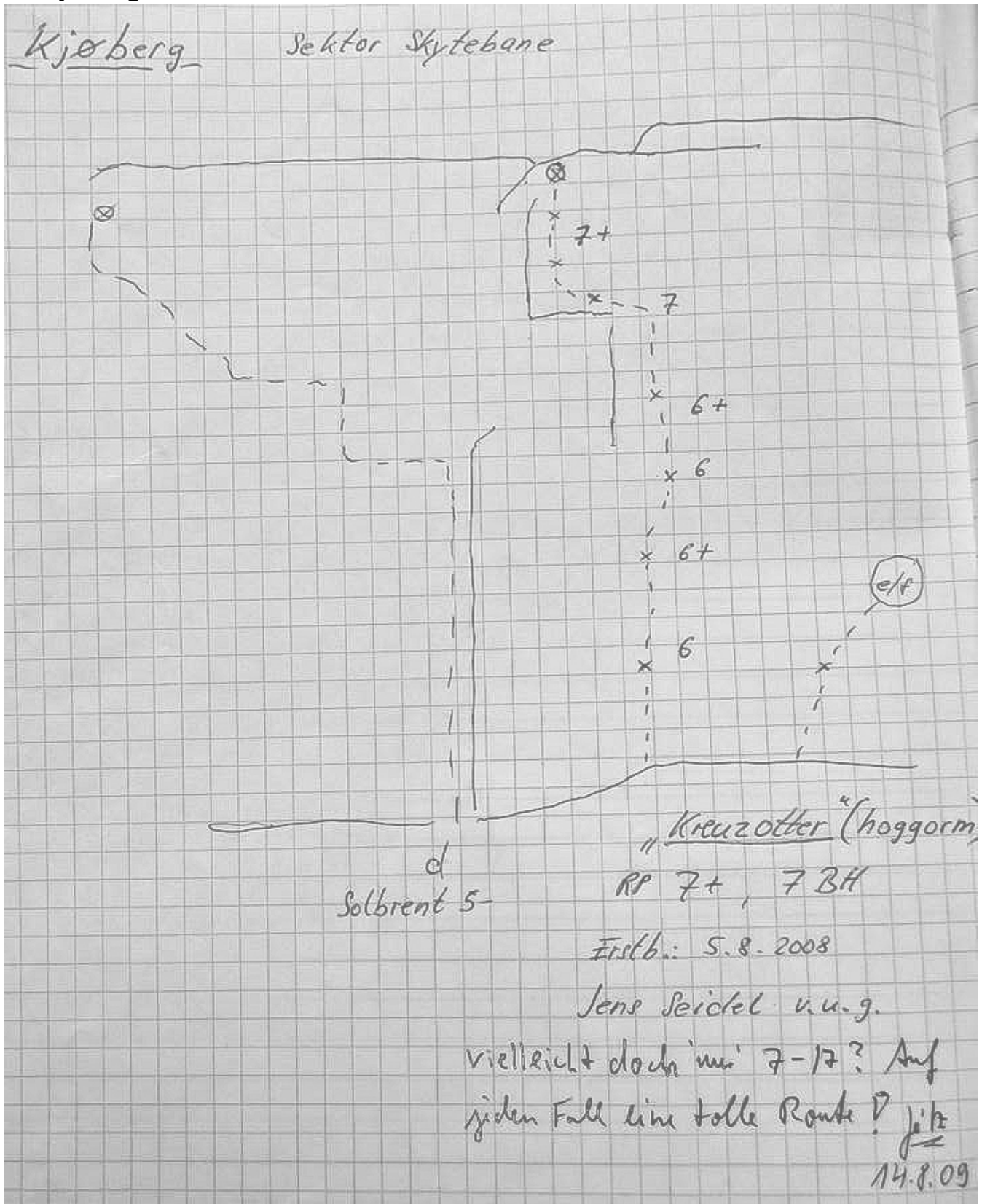
⑫ Stützerechen: 6- W. F. 9/08

⑬ : 4+ W. F. 9/08

D9.Kjøberg, "Jenner und Sohn, 6+"



D9.Kjøberg, "Kreuzotter, 7+"



D9.Kjøberg, Sektor Skytebane

5. September 2005

Ankomst

Kjøberg / Nissedal

s. 102

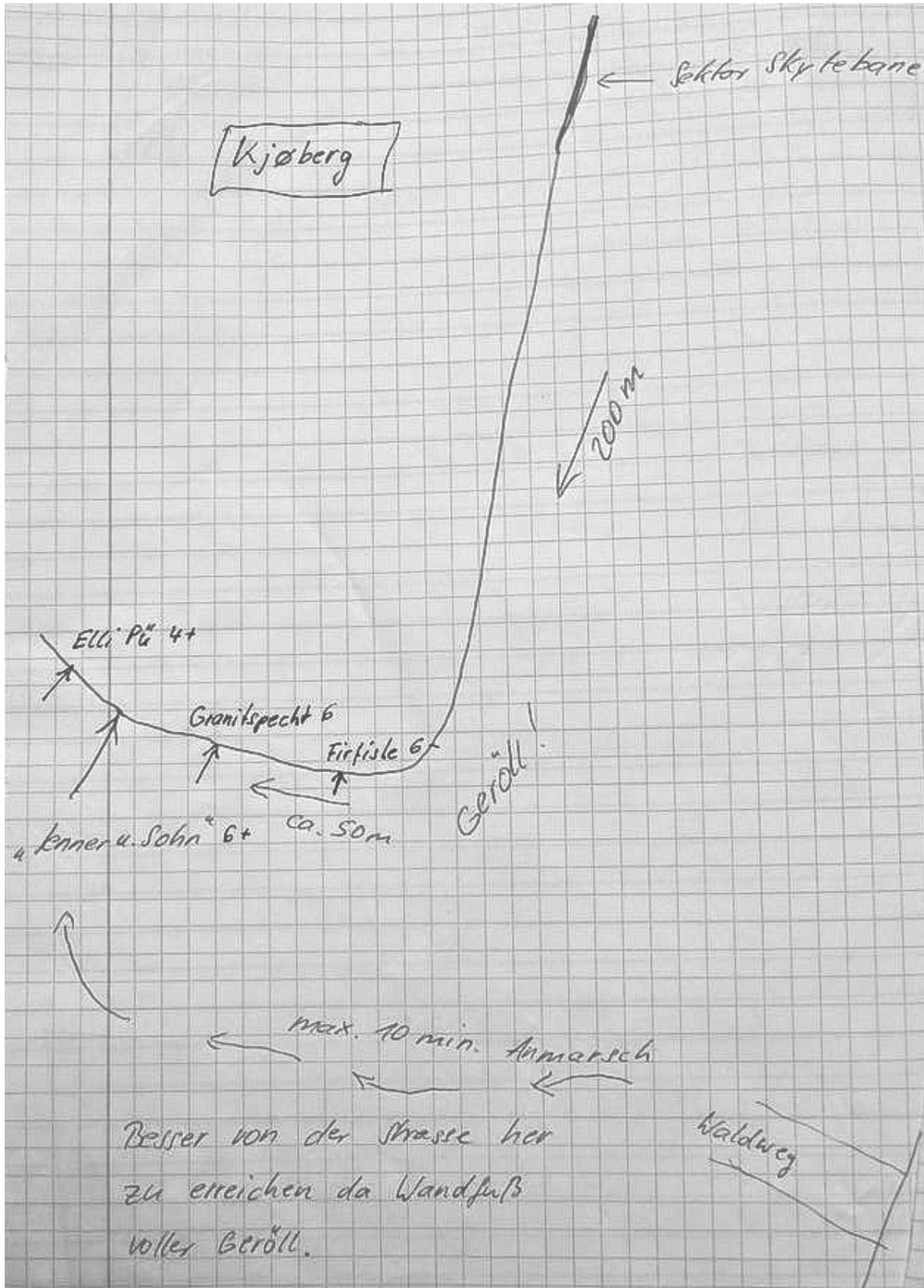
mann
5.8.06

Alle Klettevege von Walter Frost und Götz Wiechmann
9/2005

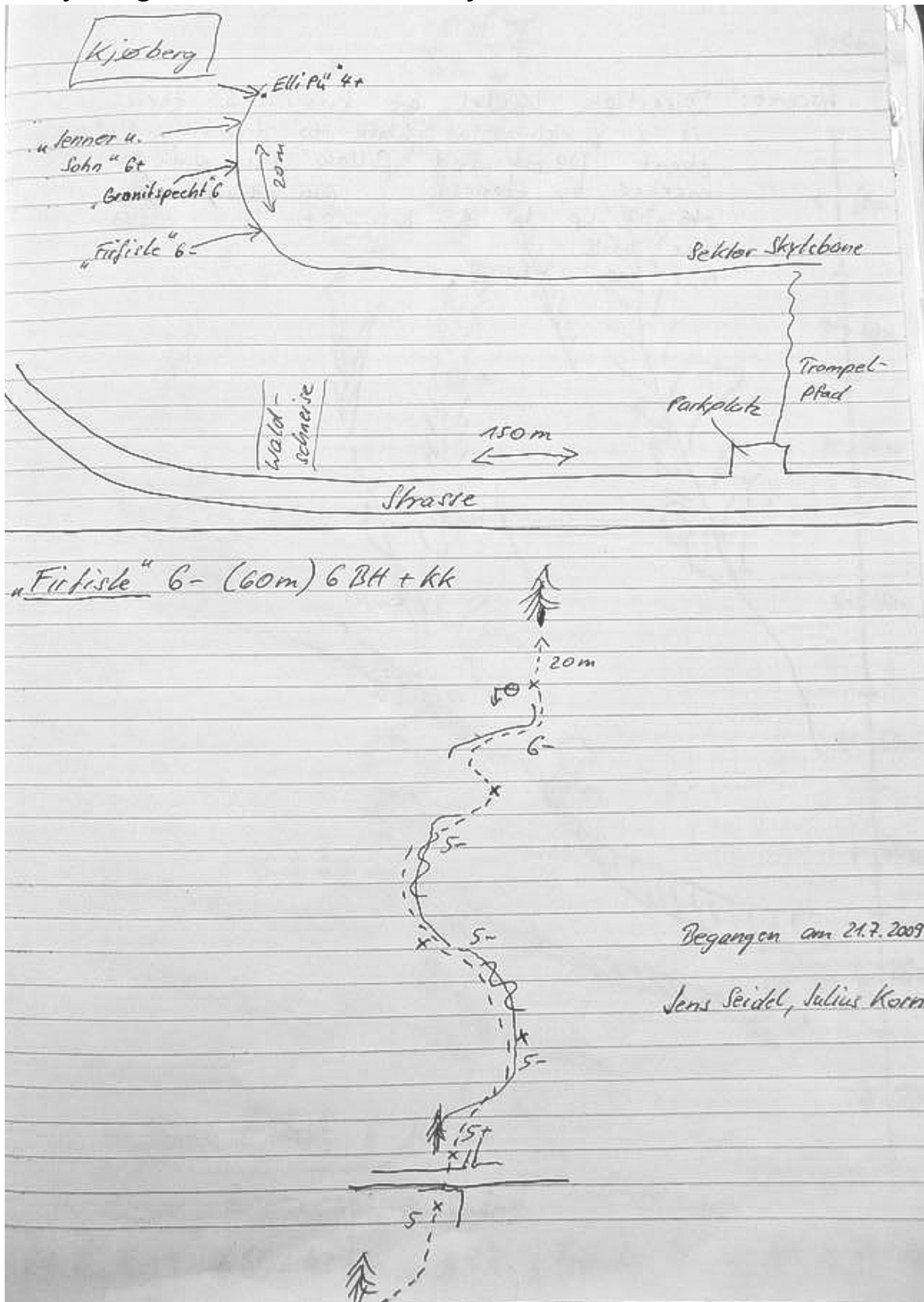
<p>a) Mini Lara: 3+</p> <p>b) Snike: 4+</p> <p>c) Laeretid: 4+</p> <p>d) Solbrent: 5-</p> <p>e) Wasp Stop: 5</p>	<p>f) Måltid: 6</p> <p>g) Kvarns: 7-17</p> <p>h) Bad Bolt: 5+</p> <p>i) Mittenmanj: 6</p> <p>j) End-Spannung: 7-</p> <p>k) HILTI PUMP: 8</p> <p>l) MOONLIGHT DRIVE: 6</p>
--	---

JOSCHI MÜLLER 7/10
NIKLAS WIECHMANN 7/10

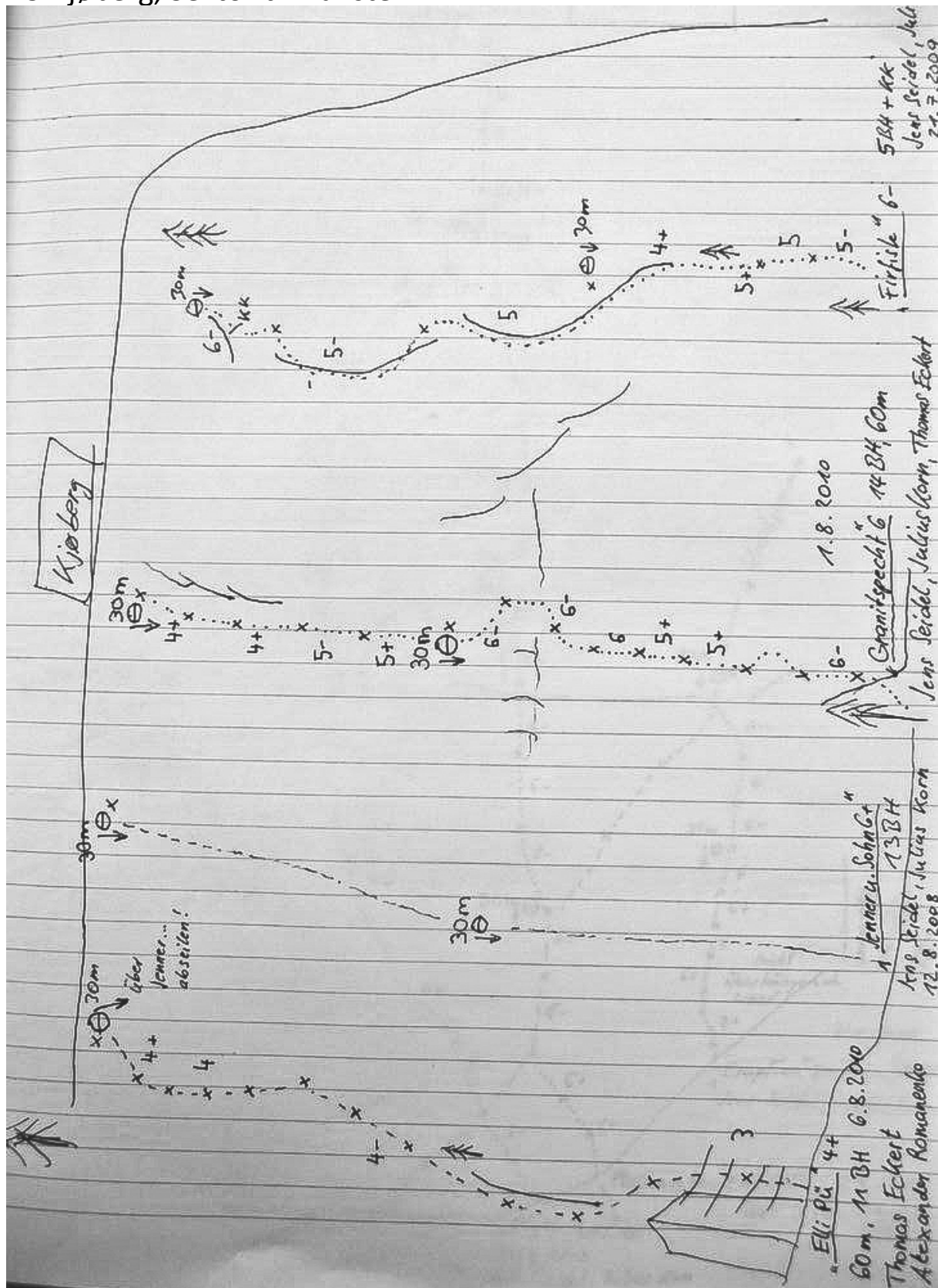
D9.Kjøberg, Sektor till vänster



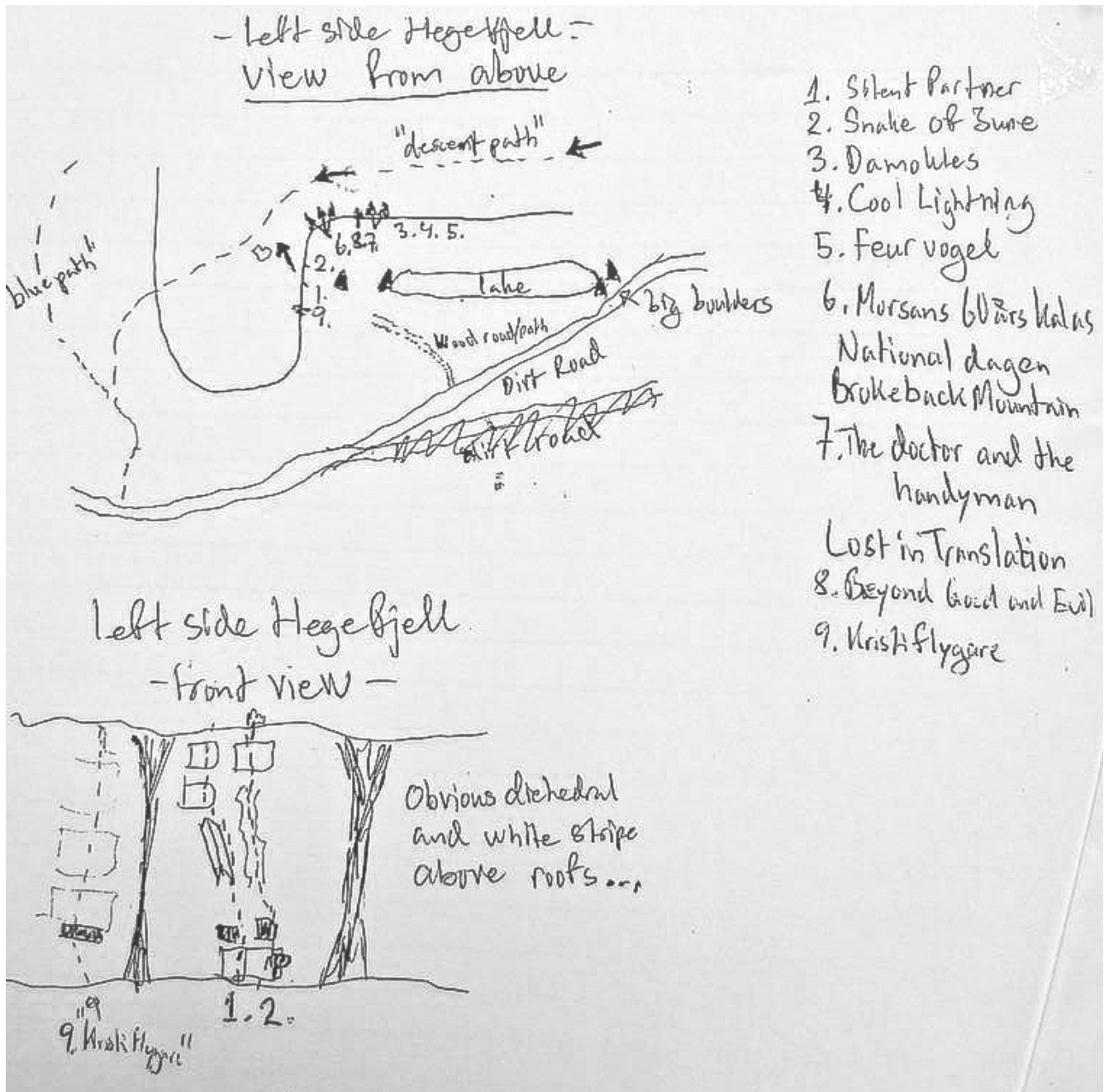
D9.Kjøberg, Sektor till vänster, "Firfisle, 6-"



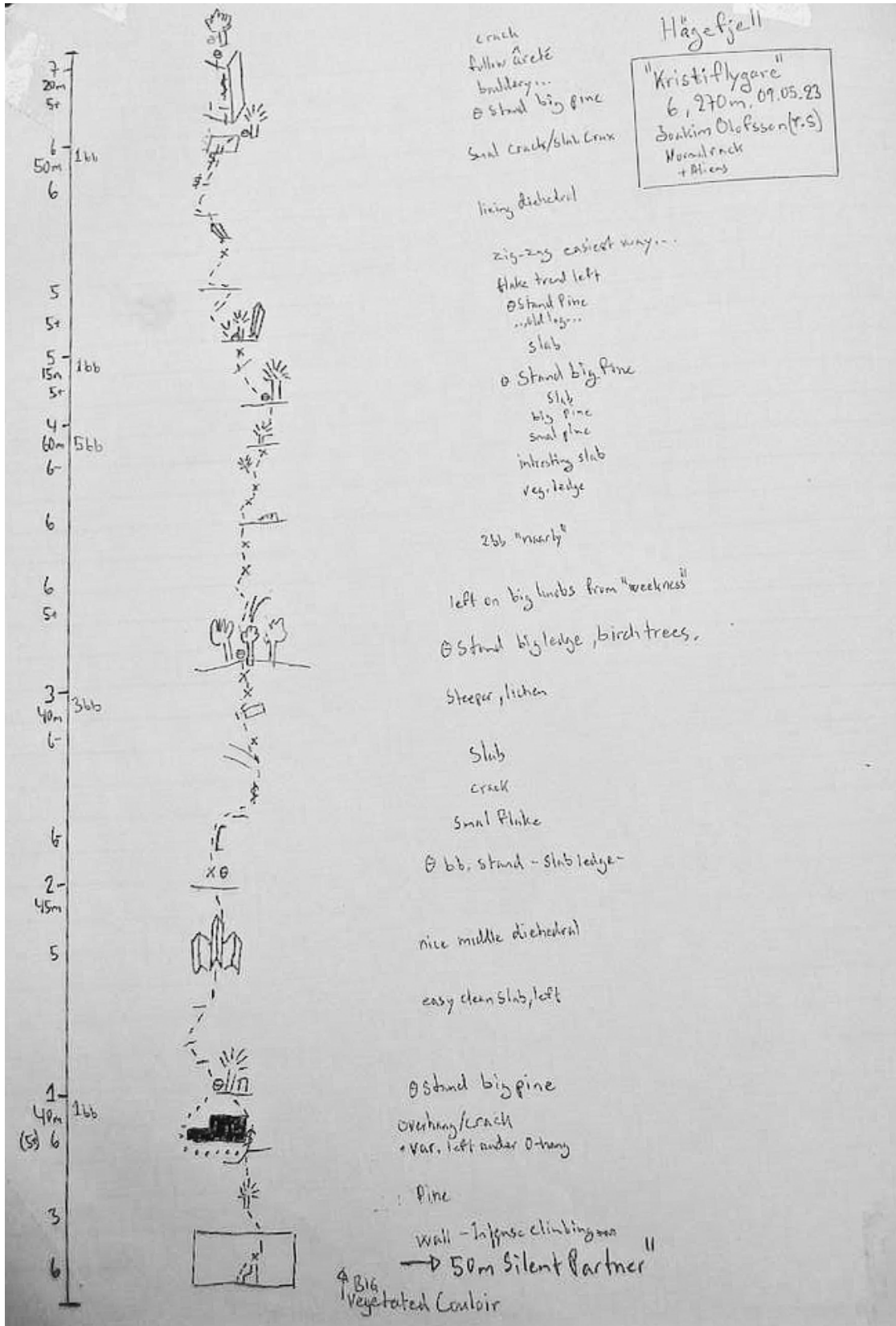
D9.Kjøberg, Sektor till vänster



D12.Hægefjell, Översikt vänstra sidan



D12.Hægefjell, "Kristiflygare, 6N"



D12.Hægefjell, "Silent Partner, 7-/7N, Snake of June, 7-/7N"

200m till stigen

"Silent Partner"

① "Silent Partner" brept. 7-/7
06.06.01. 30ahim Olofsson (rep. 20)
-280m 1 pitong (på 1 best.) + 7bb. sun
kompletterats i efterhand. Hårdt sällings-
vårstyr. Källor (2-3 småkilar) + klänningar (magn. stöbr)

② "Snake of June"

6- 20
1
5- 50
2bb.
5+

4- 50
(var. 2bb.)
2
4
6-
3- 50
9bb.
6-
7-
7-
2- 50
1bb.
6-
5+
4
1- 50
1bb.
4-

3 rep. Var. 1 "Sprickan"
Klättra den tunna sprickan på vägg
mellan diedron o foris. Häng
äretakanten på höger diedret. 7-

3 rep. var. 2. "Stora Diedern". 5-/5
Följ den större vänster diedern.
Höger under taket. Hll original leden

- Hægefjell Västra delen -
ÖVERSIKT
Nedstigning
3. 4.
3:0
3. DAMOKLES 4. FEURVÖGEL
* Framfötter
- Tydlig Diedern
- Tydlig ljus stripa
- T. ledformation

① "Silent Partner"

② "Snake of June"

D12.Hægefjell, "Snake of June, 7-/7N"

② "Snake of June" 6repl. 7-/7

06.06.03 Soalim Olofsson (repsla)
 270m, 3bb på 1best, +10bb. i efter-
 hand + 5 stand bb. med firningsring,
 + 2bb. på variant 4repl. (i efterhand)
 Normalt sättningsutstyr. Kilar + Kuddlar
 (1st motsv, Canalot 0,3)

1. Sva upp vänster om tallen till bb, rakt upp till standringen strax under taket.
2. Rakt upp under taket i kamindiedern. Följ höger diedern, till ut hö,, följ kanten till vägg ned bb. el. tunnare spricker/dieder till vänster och mindre bräd, drag mot bb.
3. Från stand rakt upp placern en Canalot 0,3 el. motsv., gå åt vä till formation. 3bb diagonalt vänster till ramp formation. Kam till placering, 3bb, diagonalt vänster. Rakt upp tråvers höger el. 1bb dragning höger, 2bb upp förbi lättare sva.
4. Upp spricka. Sedan samma spricklinje allt flachare till stand under. ~~1bb~~ takkant med ringbult.
5. Över kanten, spricka, sva till höger till hylla. Rakt upp sva med 2bb. till Ringbult på kanten som fungerar som både sättnings och stand. ~~1bb~~ flacht sva till stand i stor tall.

4repl. Var, från stand gå till diedret till vänster, Efter hyllan, rakt upp f.h. om Vattenband 1bb. Hylla, Vattenband 1bb drag ut över flachare. 1111-1111-1111-1111

D12. Hægefjell, "Morsans 60års Kalas, 5N"

17.09.21 "Morsans 60års Kalas" 5, ~290m
 Søren Olafsen (Solo) ~2h
 pulped afterwards with 2 bolt stands and 3x-tri-bolts.
 normal rack (+ 1 or 2 big Cams.)

"Hægefjell"

Walk off to top

birch

6. 1bb 40m Stand, pine tree.
 3 First slab to bolt, Overlap
 5- second slab after; big shelf.

5. 2bb 45m Stand big pine tree.
 5 From stand, right to shelf
 5 Slab, bolt to overlap.
 5 Vague dihedral to bolt.

4. 50m Bolt stand,
 5- left of the green stuff,
 4 follow cracks...

3. 45m Bolt stand.
 5- wide crack
 4

2. >50m
 1 Walk in Birchwood

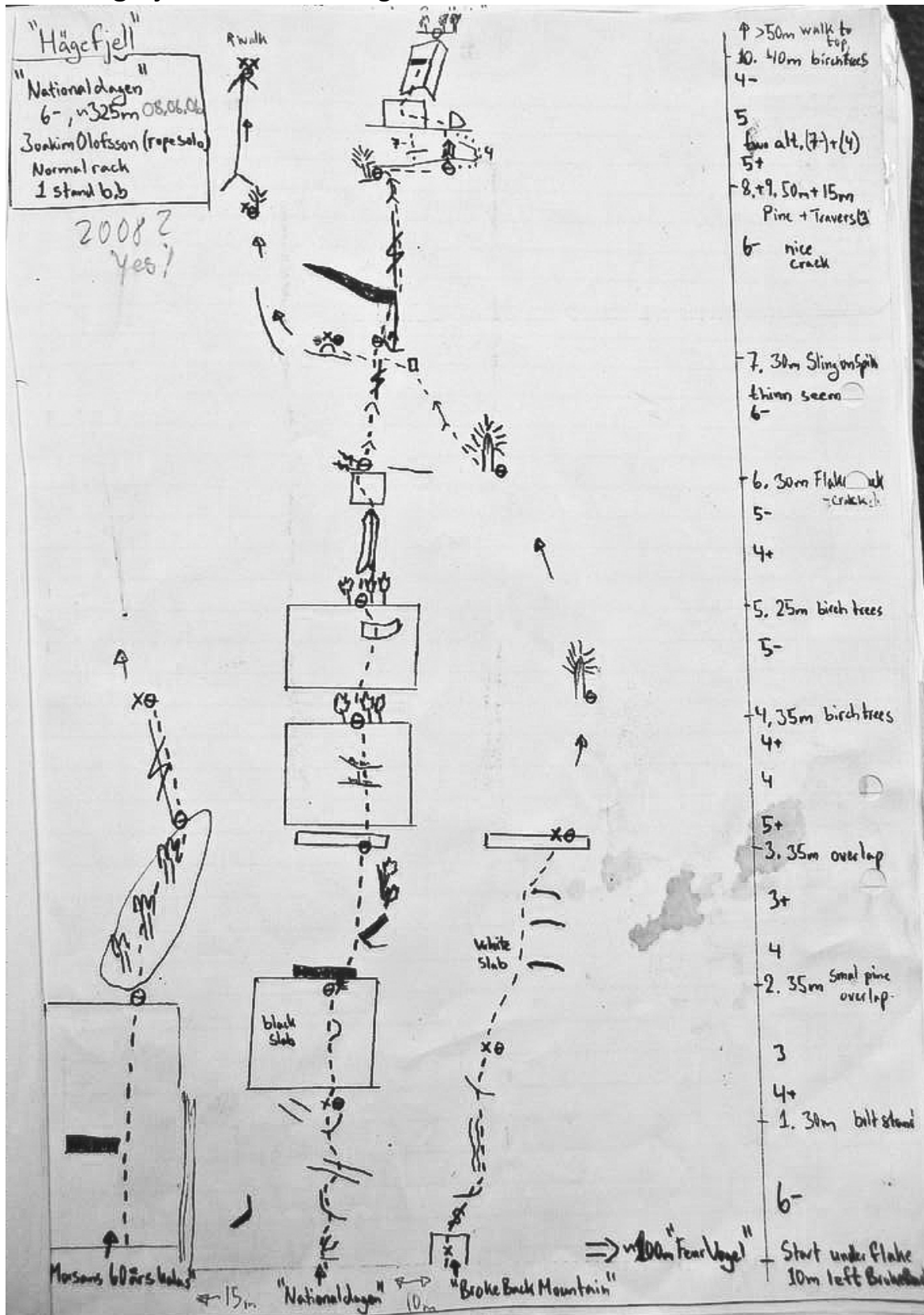
1. 60m Tree stand.
 3+ slab
 2

→ ~30m "Broke back Mountain"

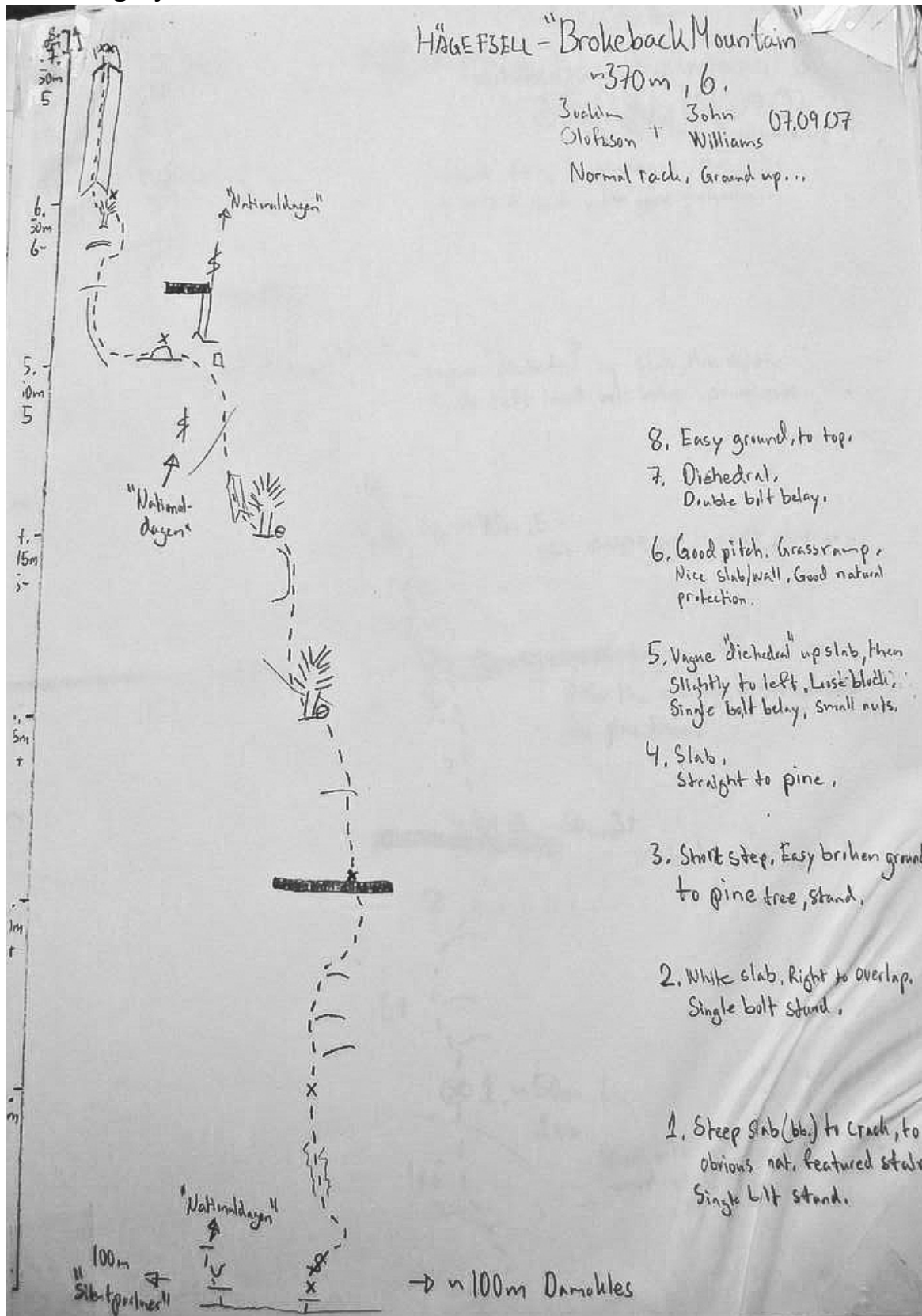
"Morsans 60års Kalas" (Morsers 60 anniversary party)

~100m "Silent Partner"
 "Snaker of Zund"

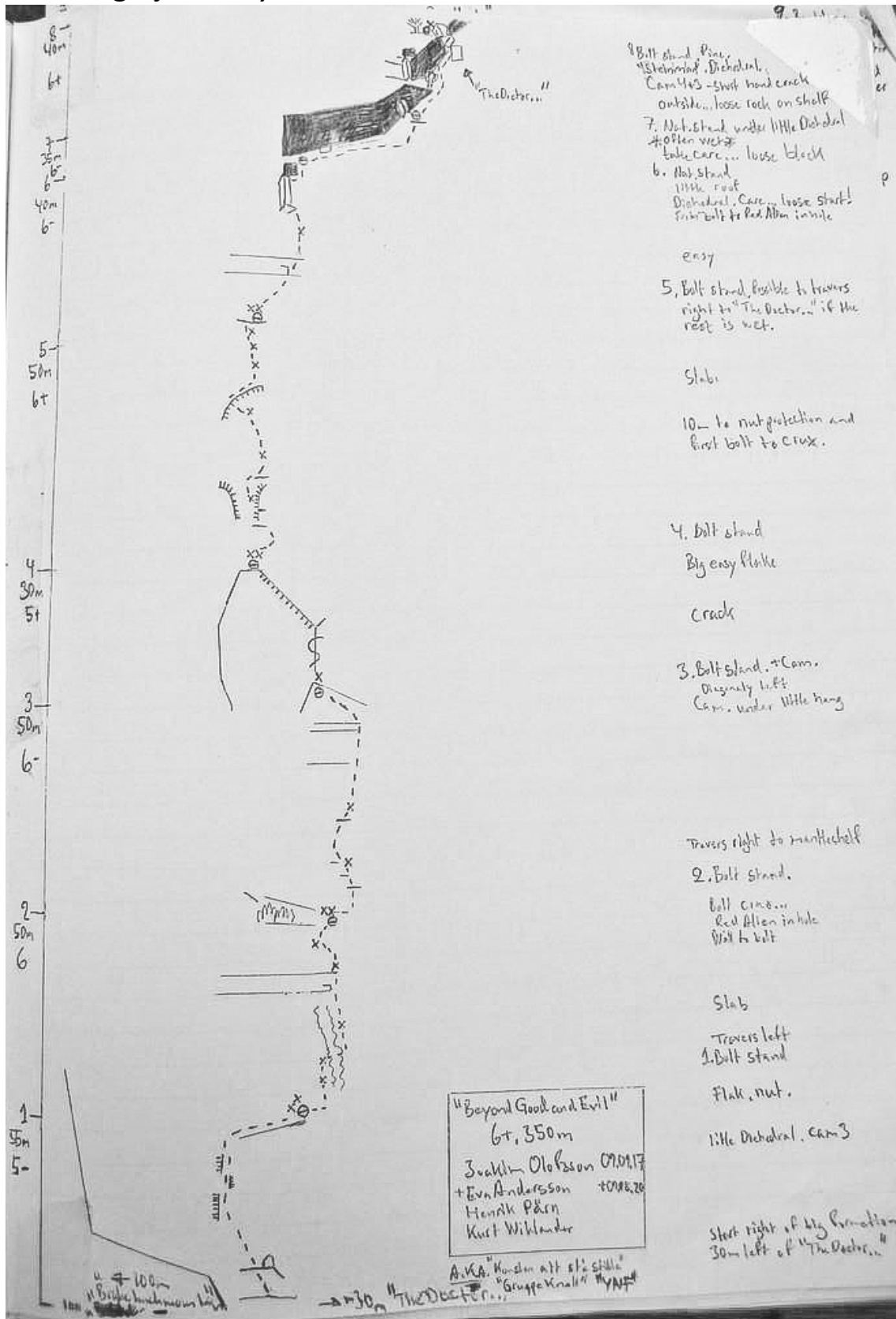
D12.Hægefjell, "Nationaldagen, 6-N"



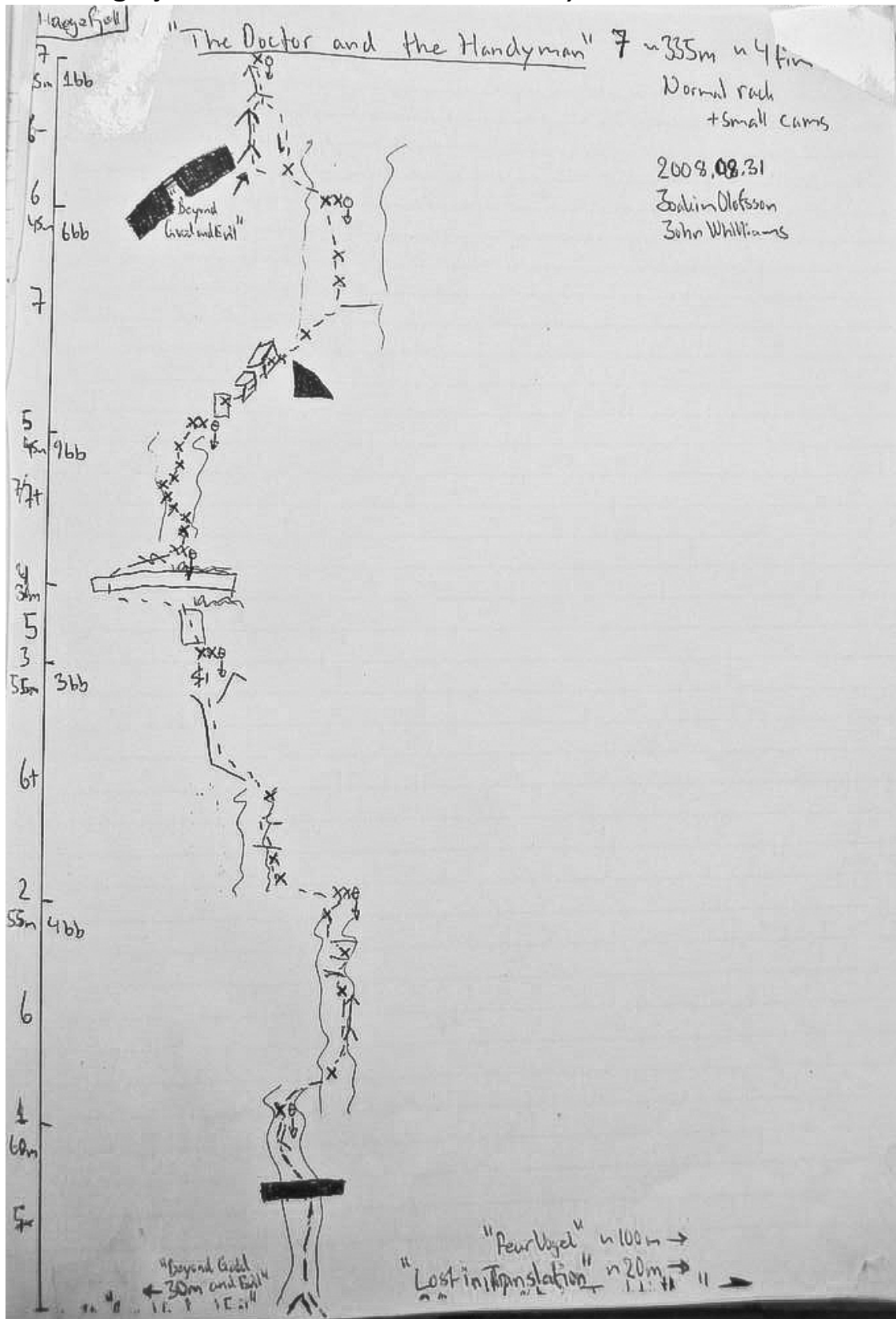
D12.Hægefjell, "Brokeback Mountain, 6N"



D12.Hægefjell, "Beyond Good and Evil, 6+N"



D12.Hægefjell, "The Doctor and the Handyman", 7N



D12.Hægefjell, "Lost in Translation, 7/8N"

HÆGEFJELL "Lost in Translation" - 7/8, 330m

JOHN WILLIAMS
John Williams 07.10.21

Normal rock, ground up (except
dir. var rpl. 4; abseil bit too)
Excellent climbing on very good
rock. Completed with bolts
on abseil ... so now E1+ 7/8
On first ascent E3.

7. Chimney/crack
- Nat.
single bolt stand

6. Slab. 2bb.
Nat. stand

5. Slab/wall, 9bb.
Single bolt stand.

4. Wall and slab 5bb. (7)
Orig. + nuts/cams
Single bolt stand.
Dir. 7bb (8)
+ small cam

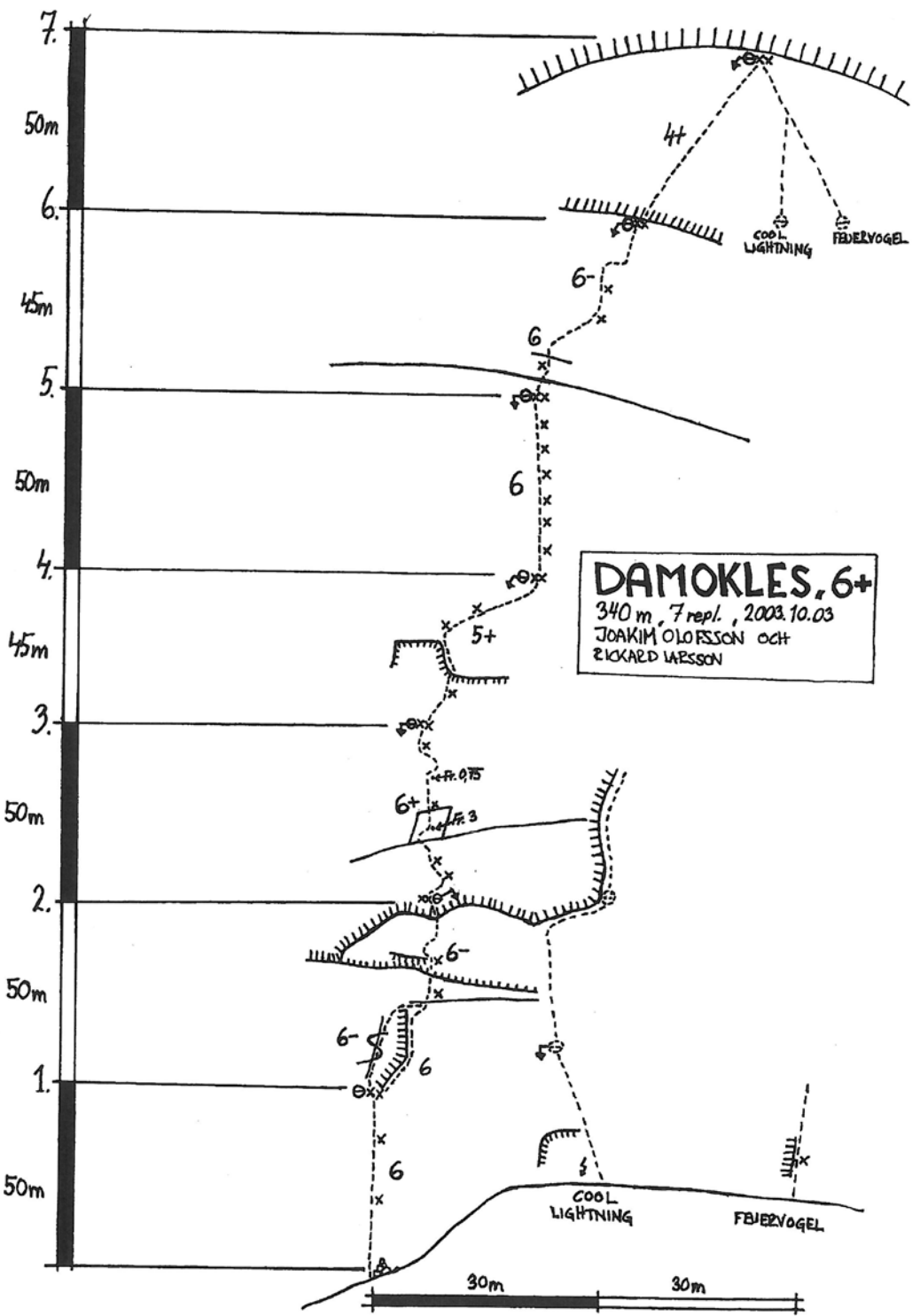
3. Slab, 4bb,
nuts & cams

2. Slab. 6bb.
Double bolt stand,
(Var. straight up, easier and)
more run out.

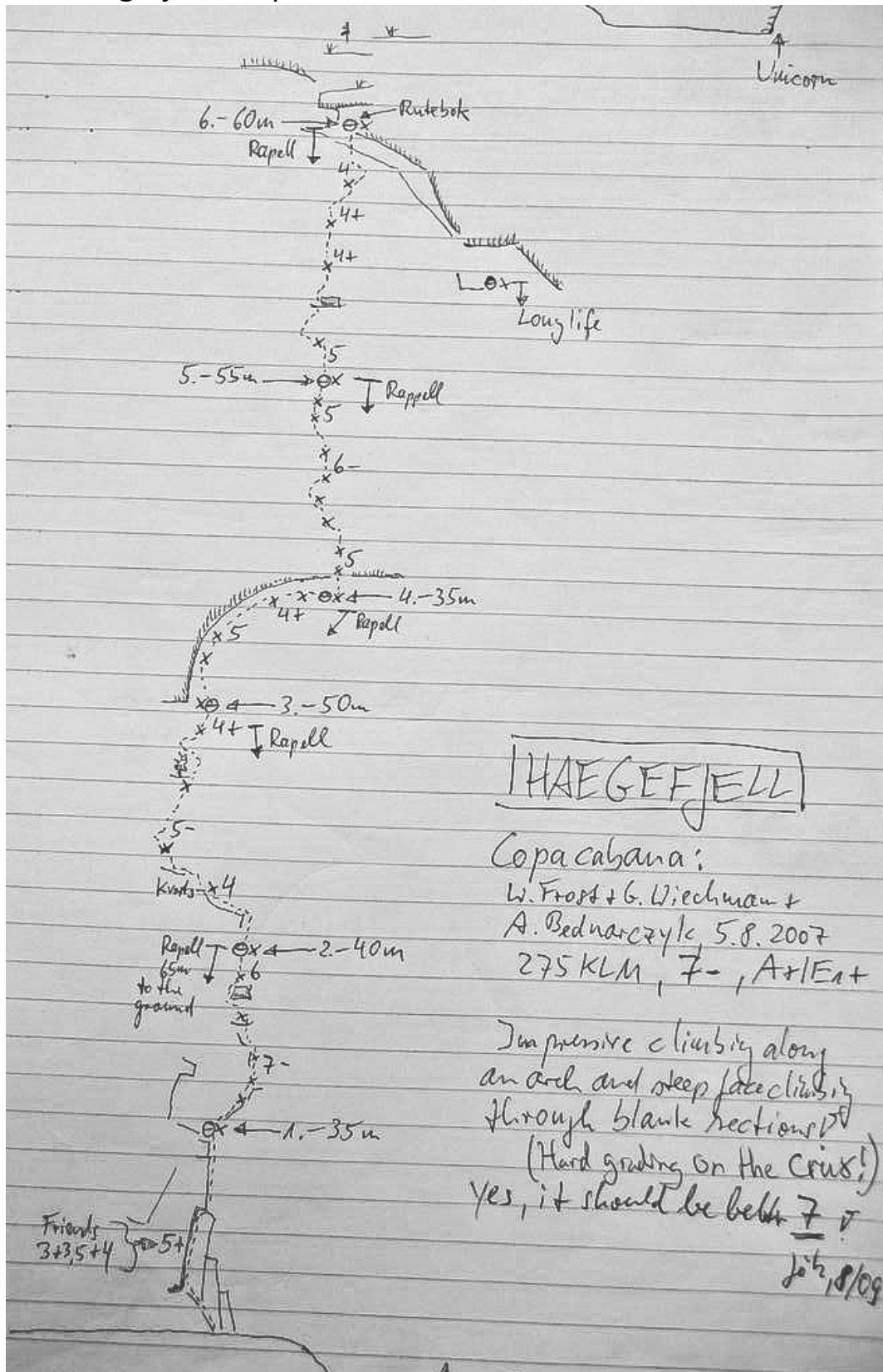
1. Start 20m left Damokles
Slab 2bb.
Single bolt stand.

→ 20m Damokles

D12.Hægefjell, "Damokles, 6+N"



D12.Hægefjell, "Copacabana, 7-"



HÆGEFJELL

Copacabana:
 W. Frost + G. Wiechmann +
 A. Bednarczyk 5.8.2007
 275 KLM, 7-, A+IE+

Impressive climbing along
 an arch and steep face climbing
 through blank sections!
 (Hard grading on the crux!)
 Yes, it should be beltd 7- ✓
 Jo^h, 8/09

D12.Hægefjell, "Heroes of Telemark, 7N"

"Heroes of Telemark" Hægefjell, Nissedal

Grad: 7 (Norsk). (Serødsitetsgrad E2/ C)

Lengde: 450m Klatretid: ca 4-6 t

1. Bestigning 31.07.07 Harald Skarpeteig & Lars Jacobsen (7-/A1)
1 gang crux i fri: N. R. Birkeland & Kristian M.D.

Utstyrsanbefaling: 60- 70m tau x2. Camalot 0,5-3 eller lignende, Aliens 1-4 (ev C3's/tilsv.)
Kiler 1-11. Slynger 13 stk (6 lange)

Retur: vanlig blå sti eller kortere sti til ve. Mulig rapell ned rute (7x60m (ikke 59m...)), husk stoppknute i enden)

Beskrivelse/ beta på taulengder

1. Scrambling langs svaformasjoner opp skrått dieder til venstre. (2). 2 Lim BB på standplass. Alternativ er direkte start opp diederformasjon i loddlinje(4+). 50 m
2. Opp til BB, videre ca 50 cm til en god grå alien plassering. Flott flakformasjon (sikres med små alien's/C3's) som går halvmåneformet mot ve. til diederformasjon. (6+). Lettere (4+) opp dieder og flak forbi rusten BB ved riss. Direktevariant opp riss til BB(6-) som kan omgås som 5-er klatring mot ve side. Rett opp mot halvmånedieder forbi BB (6+), så 4+ til stand på to fjellbolter og fixet kile. 60m

3. Vurder å klippe en bolt fra standplass på Reise Z.M. (den andre boltten mangler henger), opp mot hø over "Telefonrøret" (en hullformasjon som kan sikres i ved å tre en slynge, se bilde) grad 5 klatring forbi doble bolter.



Harald Skarpeteig leder 3. Taulengde over telefonrøret. Foto: L. Jacobsen

- Skråformasjon(6) mot ve. langs BB, ved svahylle går ruta Reise Z.M. til ve. Gå her opp vegg med tynne lister mot hø. (3 bolter, grad 7-) ut på "Handsfree-svoet". Hold balansen, videre grad 5 opp lang og slank blokk/ tårnformasjon, standplass på toppen av denne (2 BB og fjellbolt) 60m.
4. Opp til bratt, glatt dieder sikret med 2 BB. Cruxet(7) stemming over til fantastiske flakformasjoner horisontalt over til skive/ flak som følges opp(6-). Standplass på toppen av flak. (naturlige sikringer) 30m
 5. Over polerte svahyller mot hø. diagonalt på tynne tak, 5 BB svaklatring(6+). Når det slakker ut sikringsmulighet i hø. dieder, stand 4m høyere på fin hylle(2 BB) 35m
 6. Følg bolter mot ve. (6) over hylleformasjon og rundt liten rygg, totalt 5 BB. Over i diederformasjon mot hø til sva med BB (5-). Standplass like over (2BB) 60m
 7. Lett over slakt sva (3) forbi dieder, videre mot hø til stor gresskledd skråhulle (sydveggdiagonalen). (1 BB og 1 Z- bolt)60m.

D12.Hægefjell, "Heroes of Telemark, 7N"

(det er nå mulighet å ta "chicken- escape" ut over gresset til ve.)

8. Rett opp fra standplass opp flakformasjon til flotte riss(6-) helt til toppen. OBS blokk på ve. side, kan være løsl Standplass (1 BB, sett backup med liten cam.) 50m

PS: Ruta deler etter 6+ flaket på 2. taulengde til midten av 3. taul med ruten Reise Zum Mond (7). Det er derfor greit å bruke denne ruta som "anmars" forbi startcruket(6+) samt bruke standplassene som anvist i Reise Z.M. føreren om 60m lengder føles langt (taudrog?). Vær obs på at flere av standplassene på Reise zum Mond her har kun en bolt med henger, de uten kan trolig bindes av med en kilewire eller lignende. Ruta blir da 10 taulengder.



Harald leder cruxlengden, bratt drømmeflak etter et (litt for) gløtt cruxdieler.
Foto: L. J.



Pakker ned drillen etter en god dags arbeid. Foto: H.S.

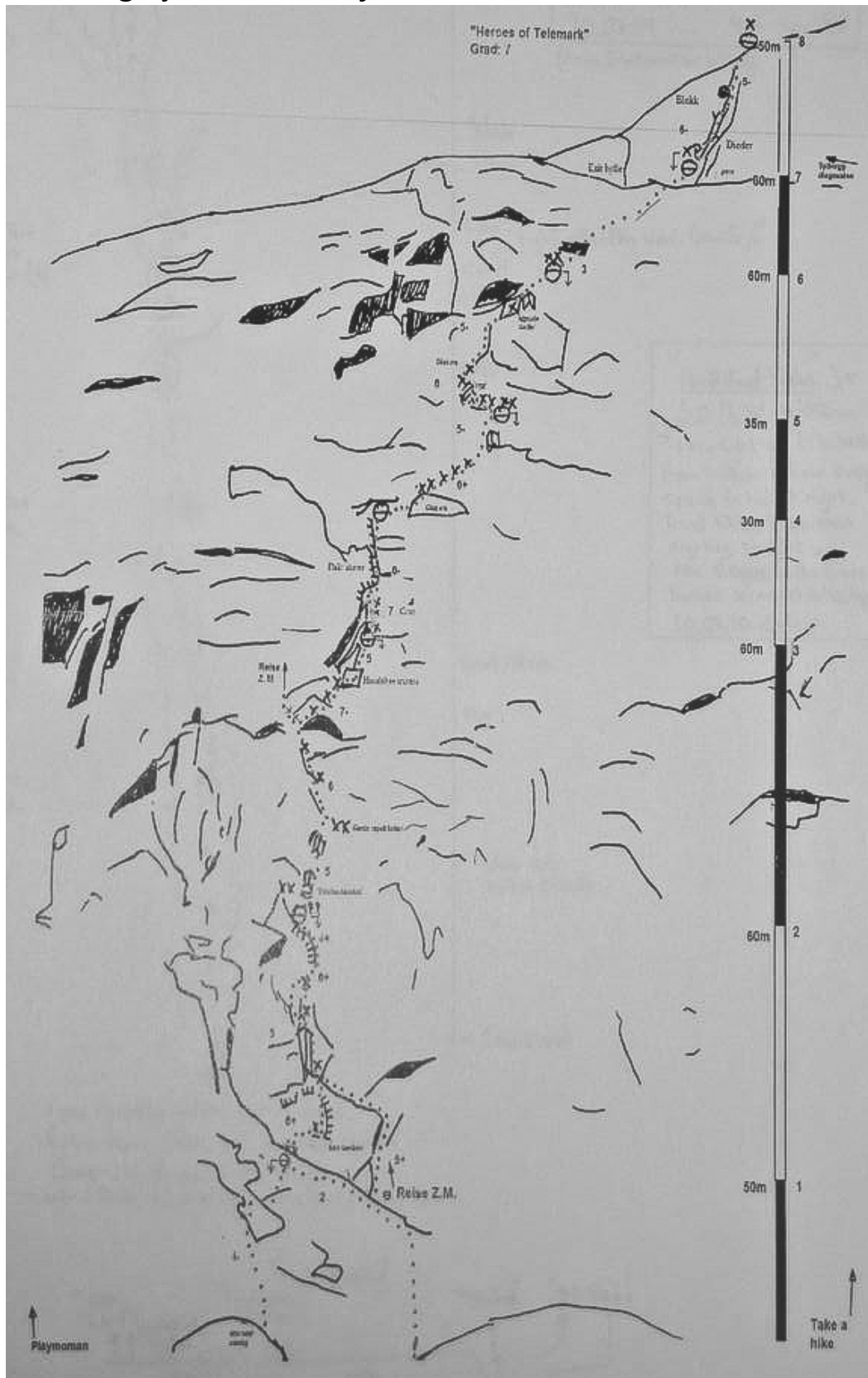


Ratke opp, veie og prioritere... Nyter den trivelige Klatrecampen under Hægefjell. Foto: H.S.



Nesten på toppen, på tide å gjøre unna litt leilighetskjøp. Foto: L.J.

D12.Hægefjell, "Heroes of Telemark, 7N"



D12. Hægefjell, "Heaven's Gate, 7"

HEAVEN'S GATE - HAEGEFJELL

450 KLM, circa 7, 9 sl, 60m doppelseil
 abseil ueber die route. small + medium friends 6 pieces,
 5 quickdraws + 6 slingdraws.

- * first 5 pitches require no mobile protection.
- * pitches 6+7 friends.
- * pitches 8+9 easy runouts.
- * bolted belays with rappel rings + red slings!
- * climb between long street + Amor and Psyche.
- * orientation to belays with red slings!

Pitch 1	-	3 Bolts	(5-)	60m
Pitch 2	-	6 Bolts	(6A0) or (7+ free)	45m
Pitch 3	-	8 Bolts	(6+)	60m
Pitch 4	-	6 Bolts	(7-)	30m
Pitch 5	-	8 Bolts	(6A0)	30m
Pitch 6	-	1 Bolt	(5-) friends	60m
Pitch 7	-	1 Bolt	(6-) friends	55m
Pitch 8	-	1 Bolt	(5-)	55m
Pitch 9	-	1 Bolt	(4+)	60m

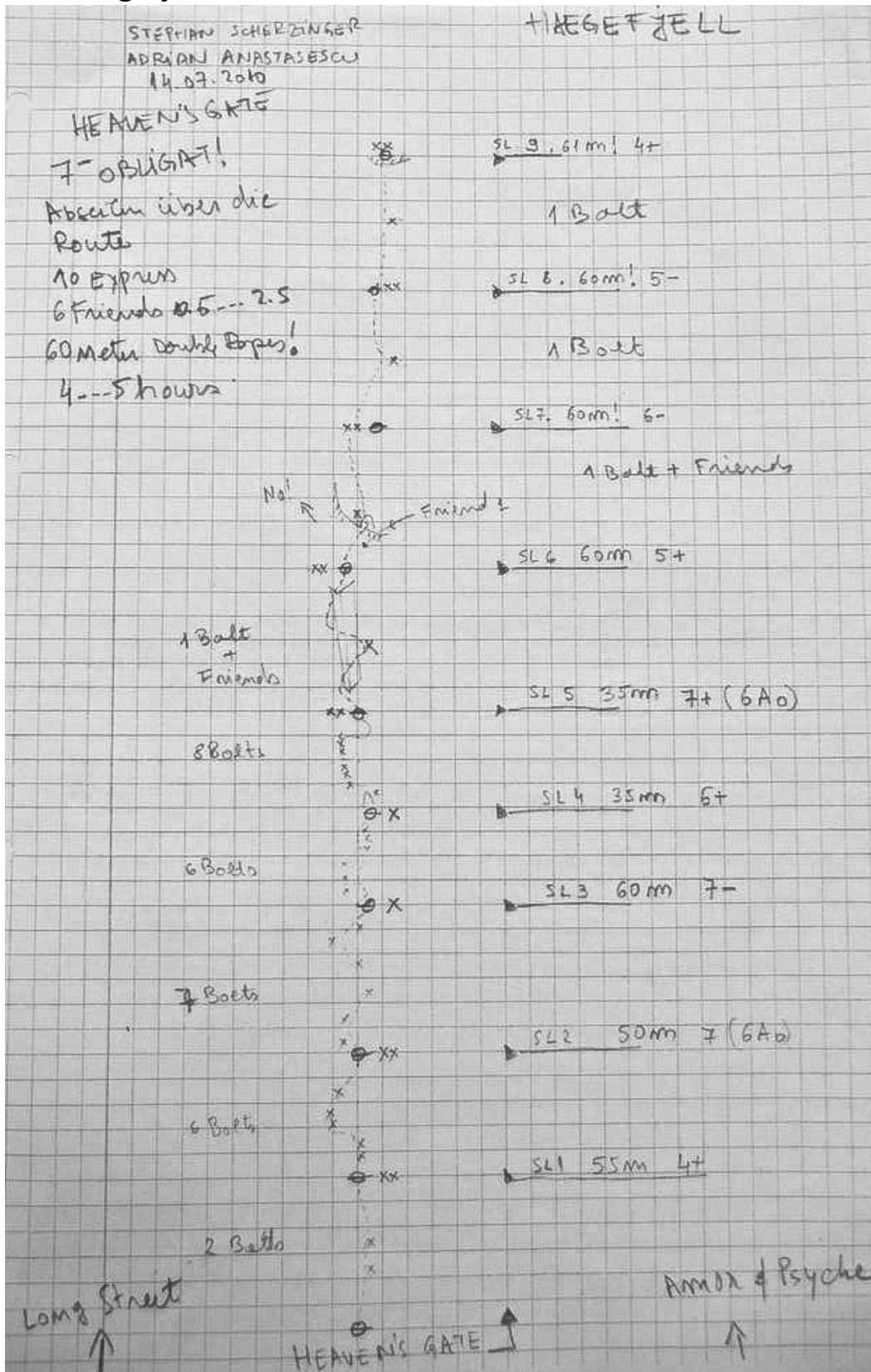
July 14th 2010

FA. 9hrs. Stephan Scherzinger
 Adrian Amastasescu

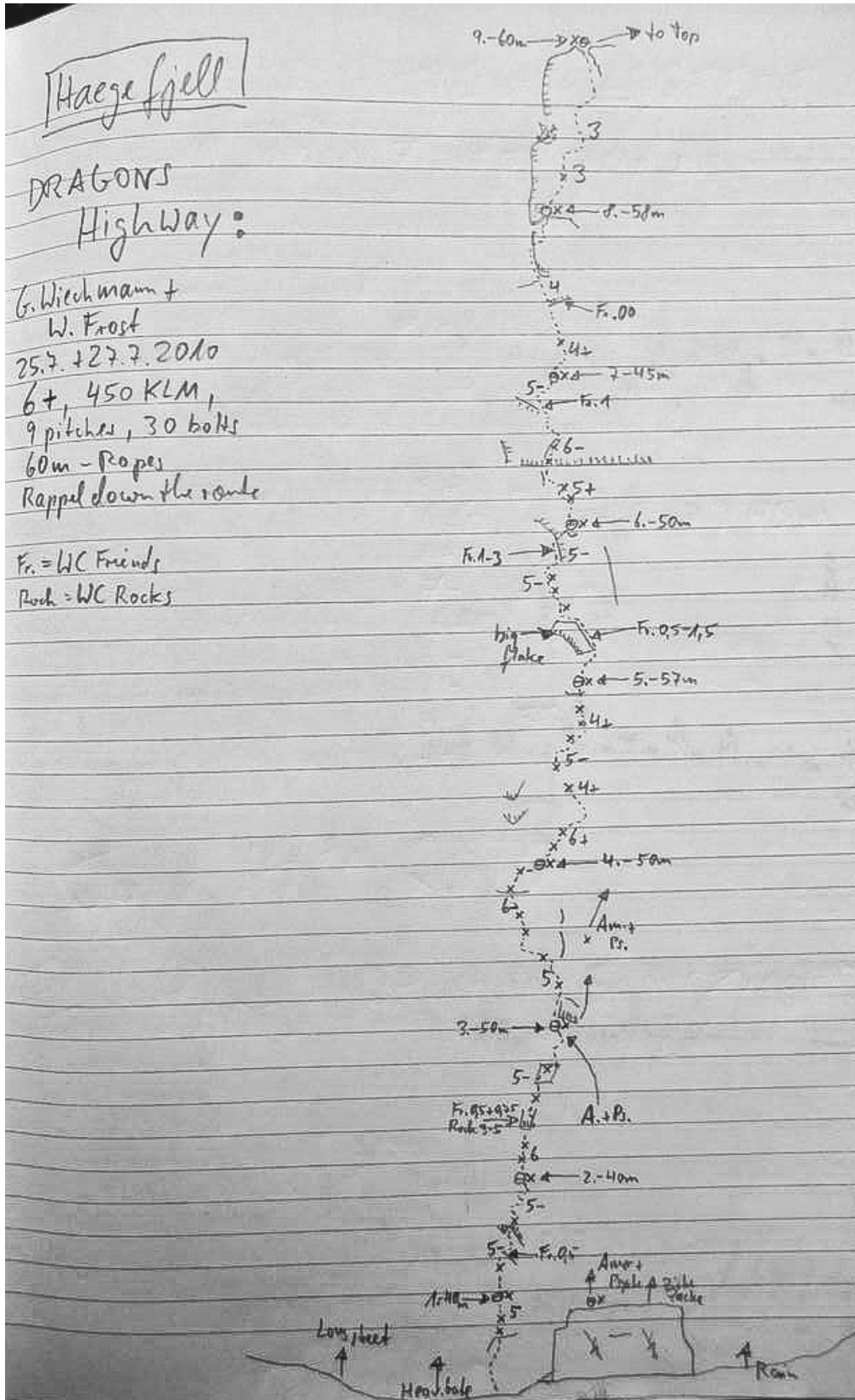
This is only our first impression. The difficulty grades may slightly change. You should master grade 7-. Probably the route may take about 4...5 hours to climb.

Have fun!

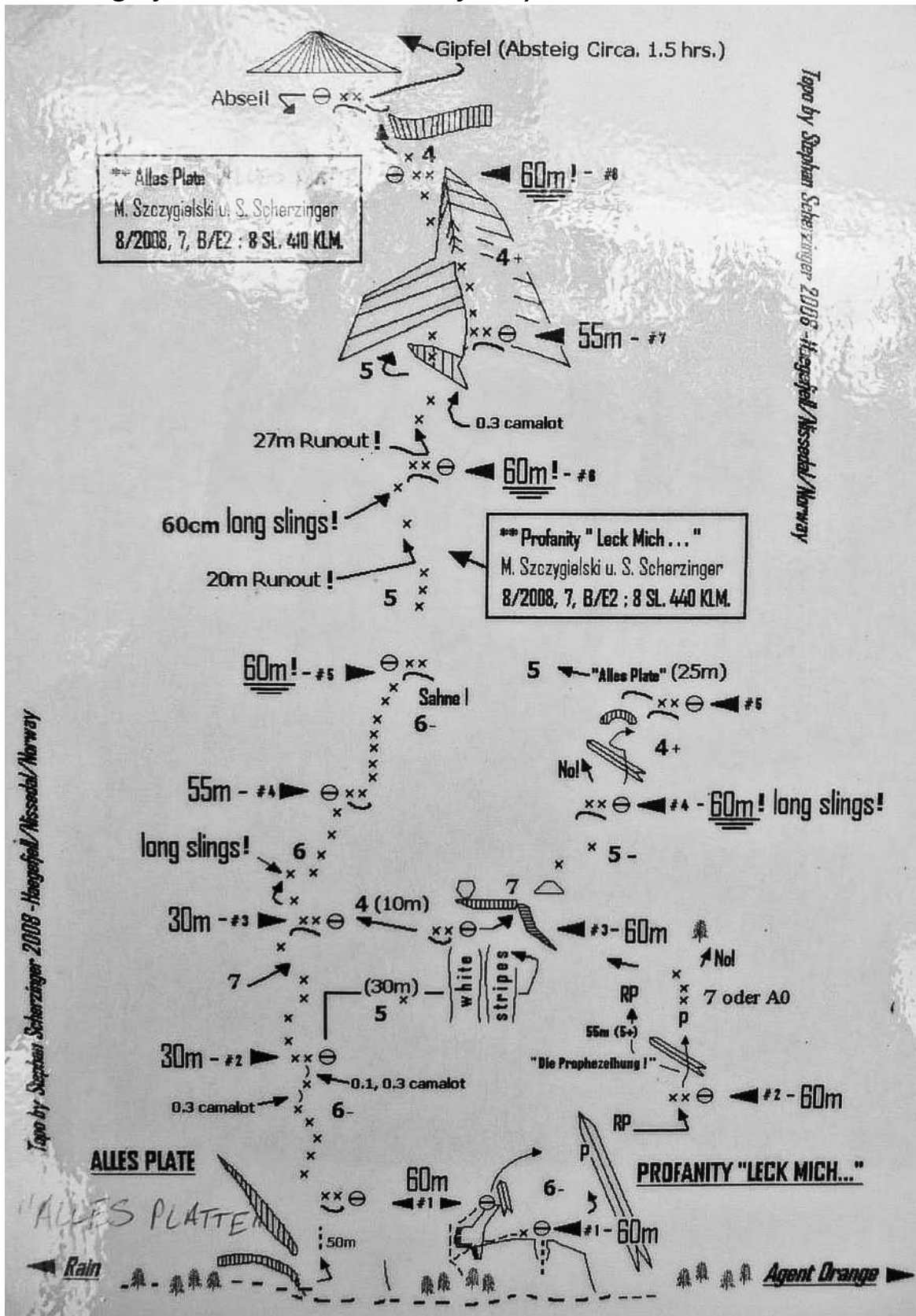
D12.Hægefjell, "Heaven's Gate, 7"




D12.Hægefjell, "Dragons Highway, 6+"



D12.Hægefjell, "Alles Plate, 7, Profanity"Leck Mich..., 7""



D12.Hægefjell, "Alles Plate, 7, Profanity"Leck Mich..., 7"



D12.Hægefjell, "Vancouver Alternative, 5-"

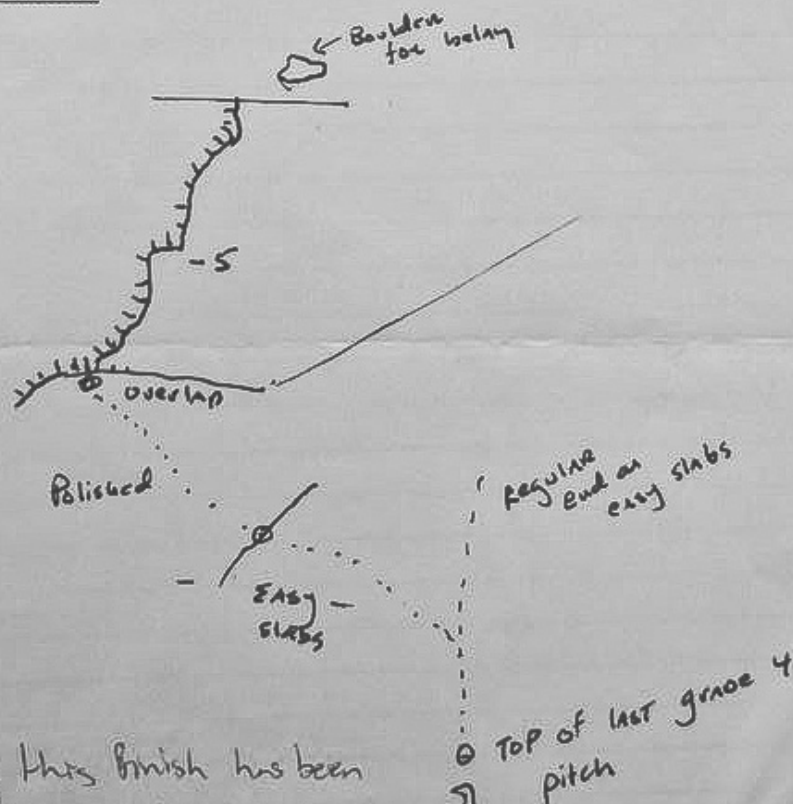

"Vancouver Alternative" – alternative finish to Via Lara.

After topping out on the final grade 4 pitch of the standard climb and at the beginning of the easy slabs on top, head up for about 40 meters and then bear left and up across well polished friction slabs to the base of a right facing dihedral. Climb the overlap at the base and then climb the dihedral up, right, and then up again. Grade is -5. Good protection. 55 meters. End the pitch at the ledge by a big boulder on top.

FA:


Gary Kofinas
Julian Griggs
7/29/99

Gary Kofinas
PO Box 832
Wilson, Wyoming 83014
USA
gary.kofinas@dartmouth.edu

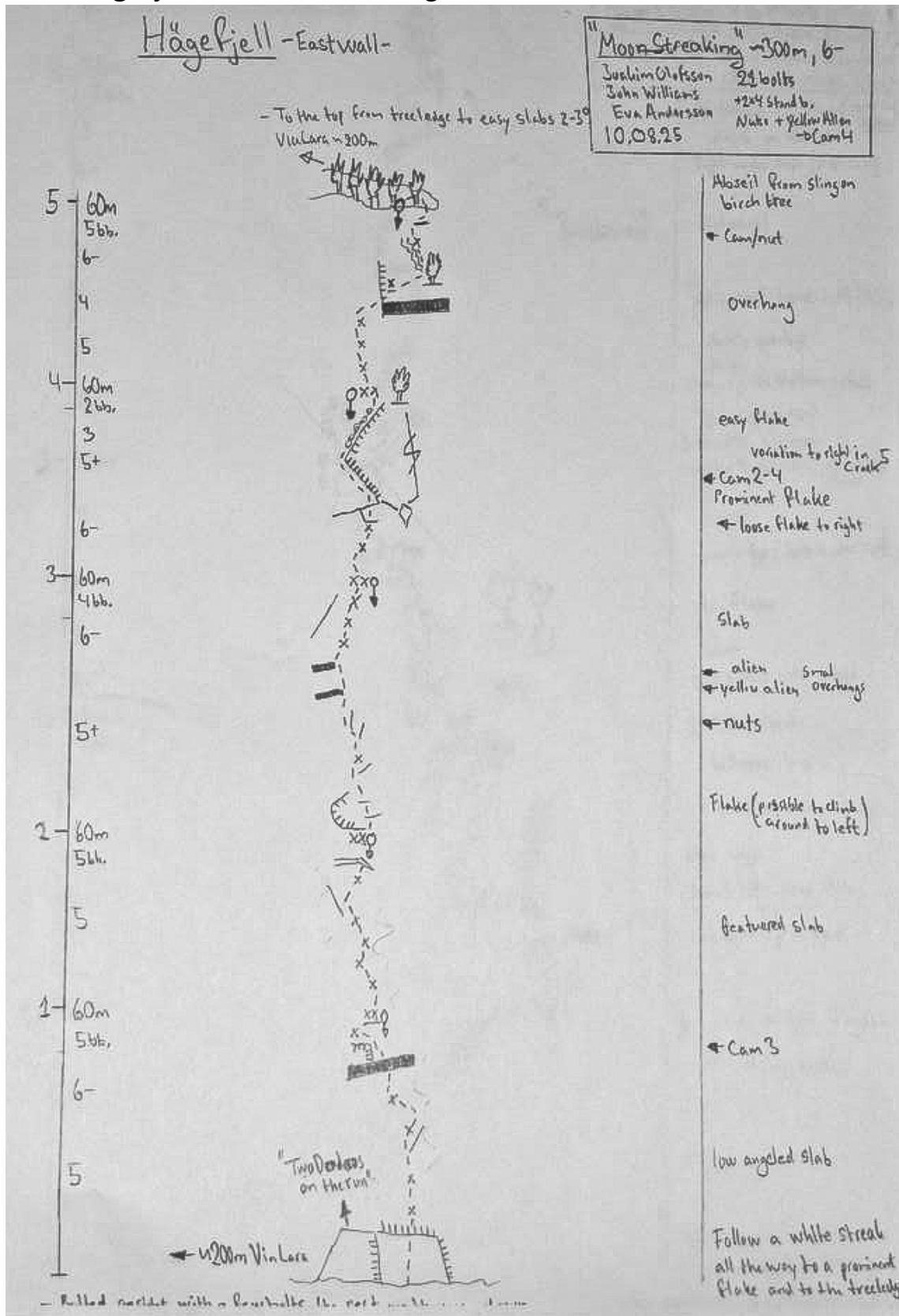


*I'm sorry but I think this finish has been done many times before... and certainly has been done at least by me and friends... /Suhm/Classe Bill Sweden


D12.Hægefjell, "Two Dodos on the run, 6N"




D12.Hægefjell, "Moon Streaking, 6-N"



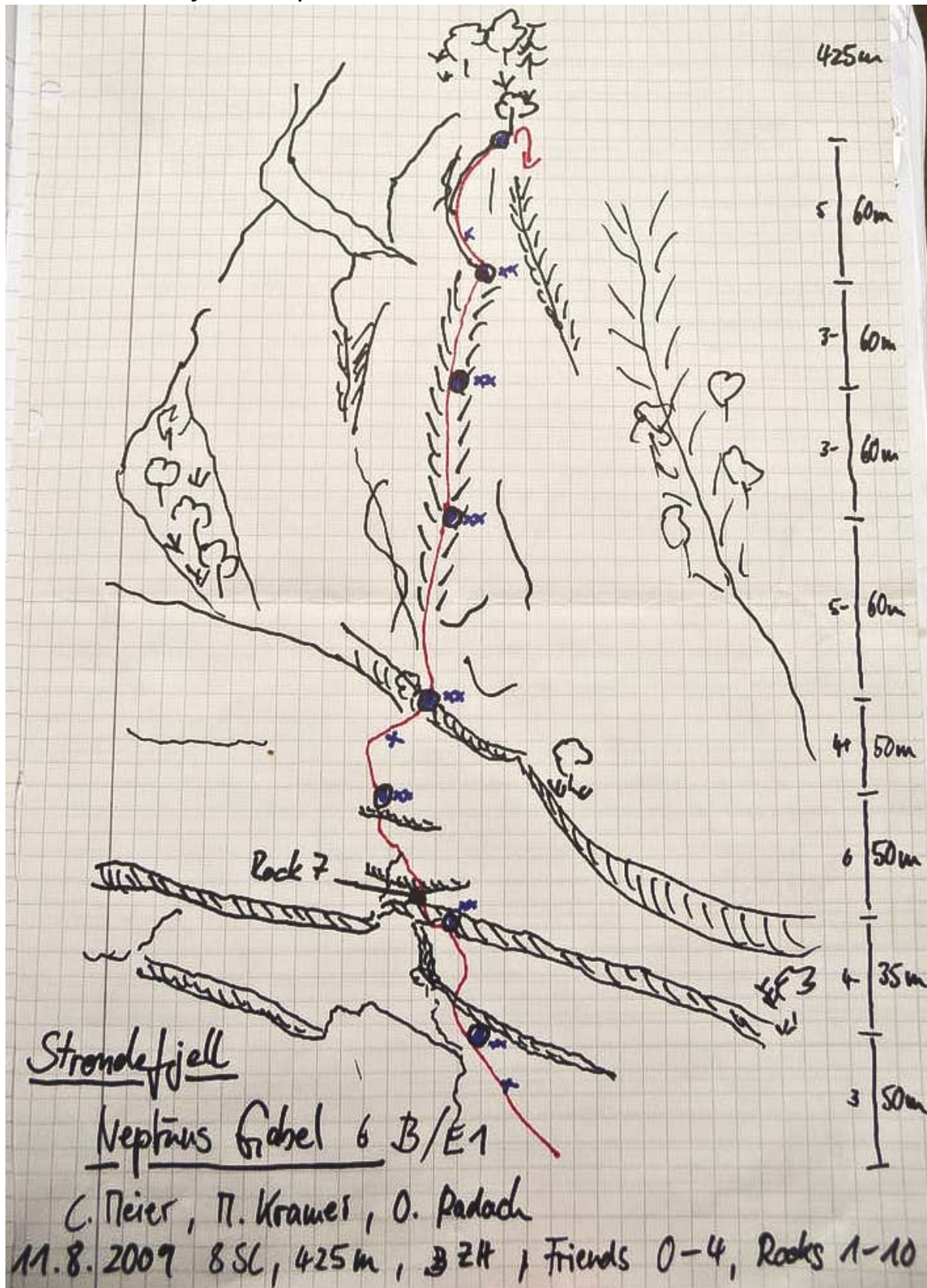
D12.Hægefjell, "The End, 6-N, North East Slabs, 3+N"



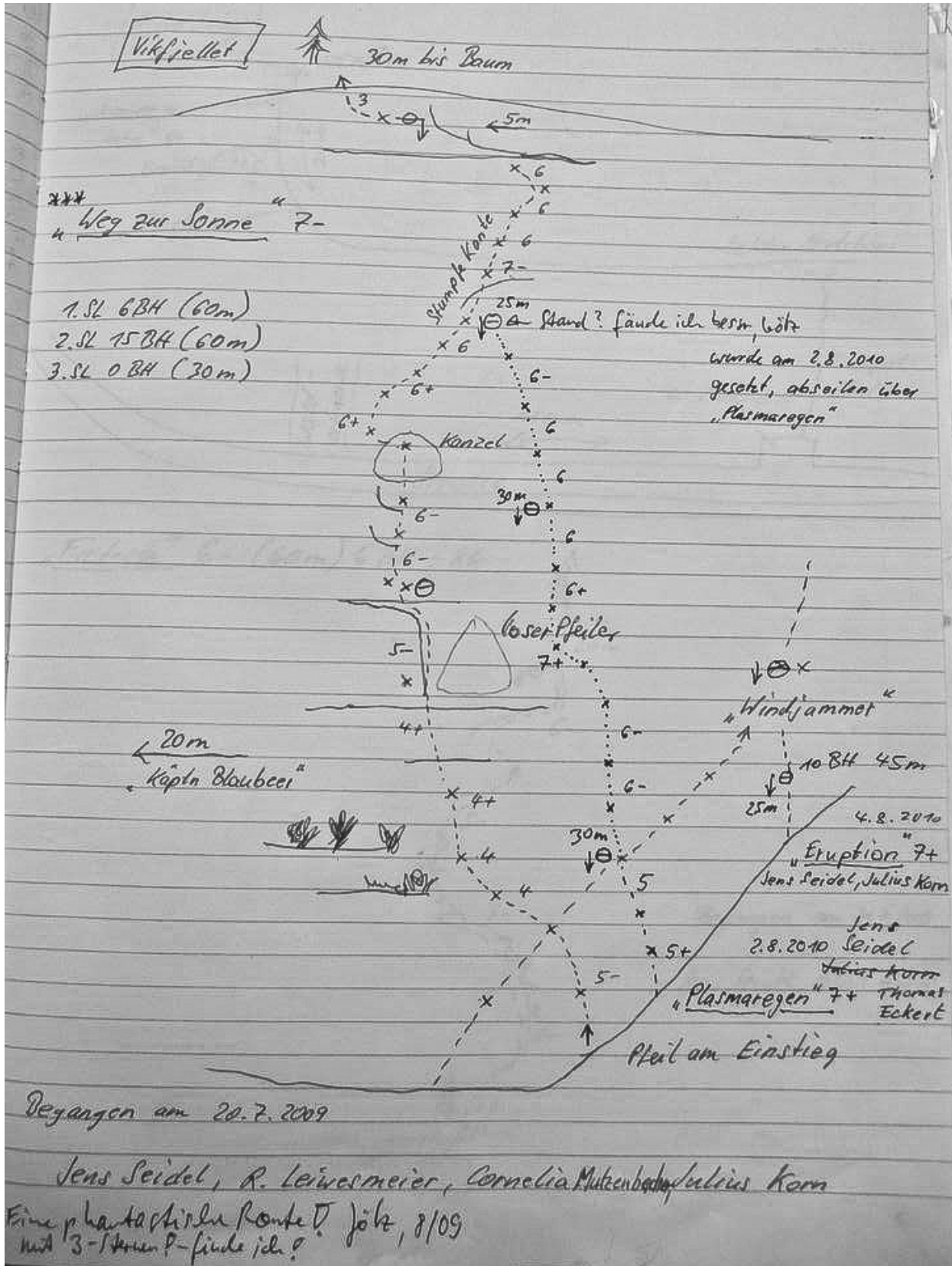
D14.Strondrefjell, "Hanseatisch-Westfälische-Entschlossenheit, 6+"



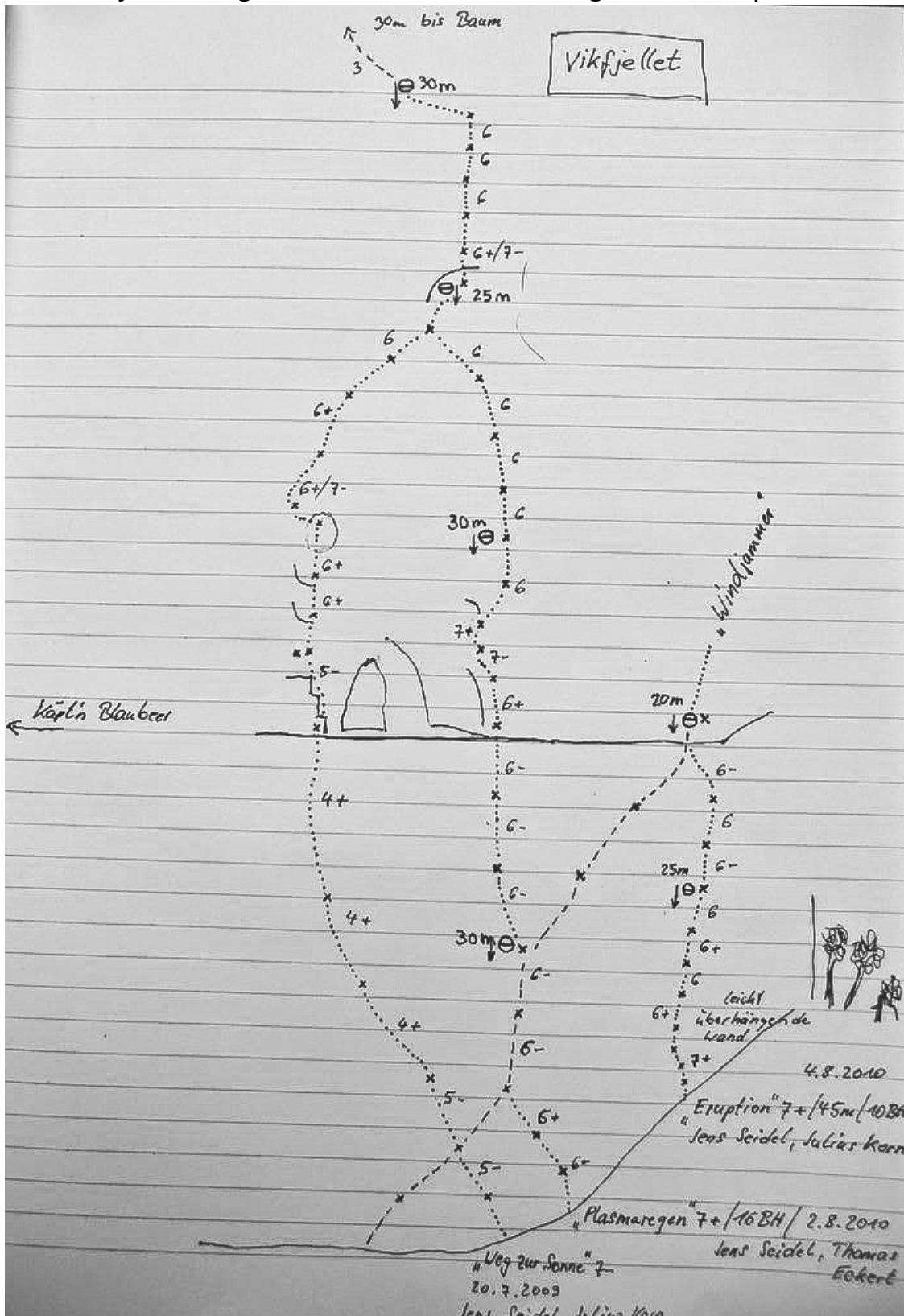
D14.Strondrefjell, "Neptäus Gobel, 6"



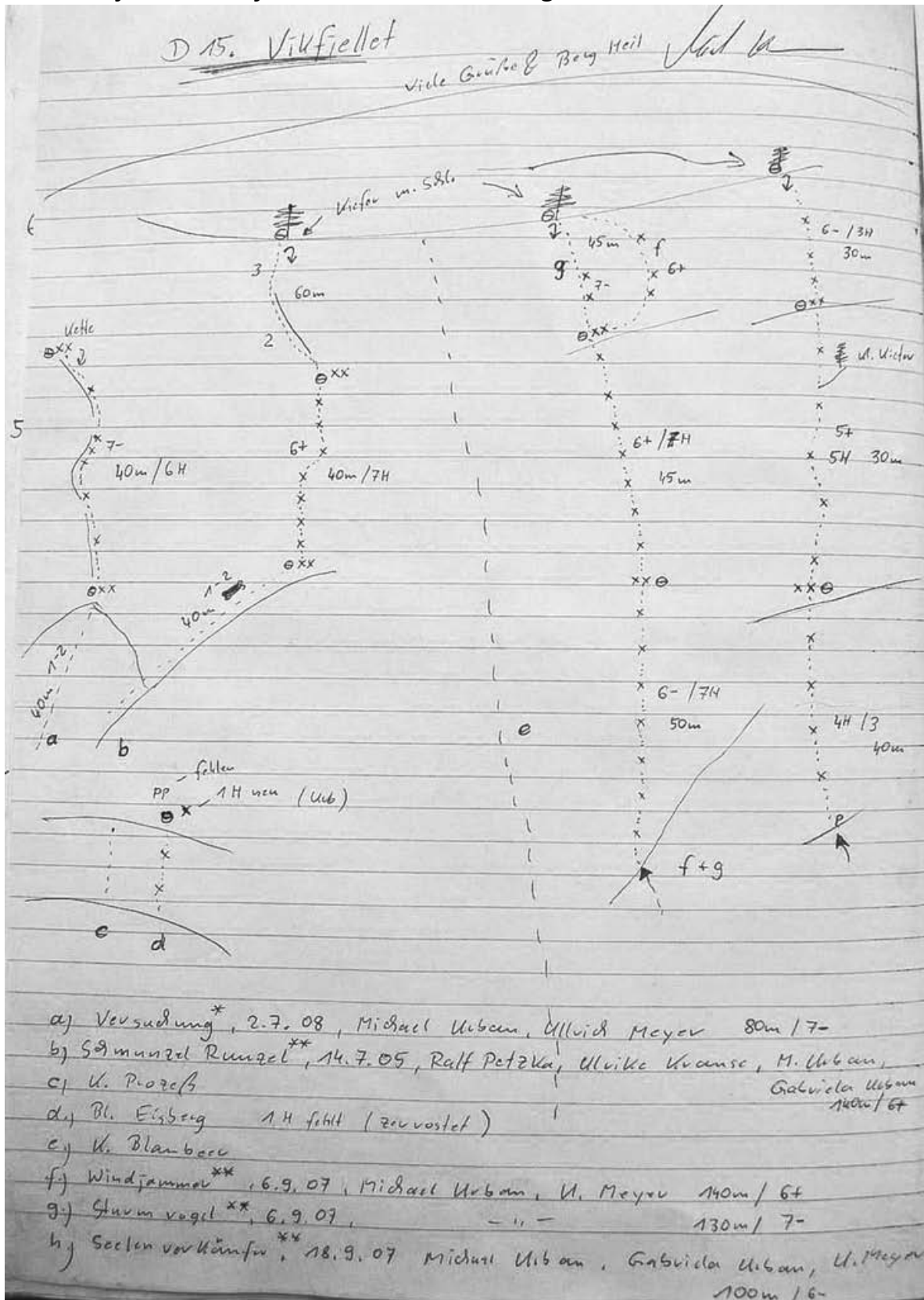
D15. Vikfjell, "Weg zur Sonne, 7-, Plasmaregen, 7+, Eruption, 7+"



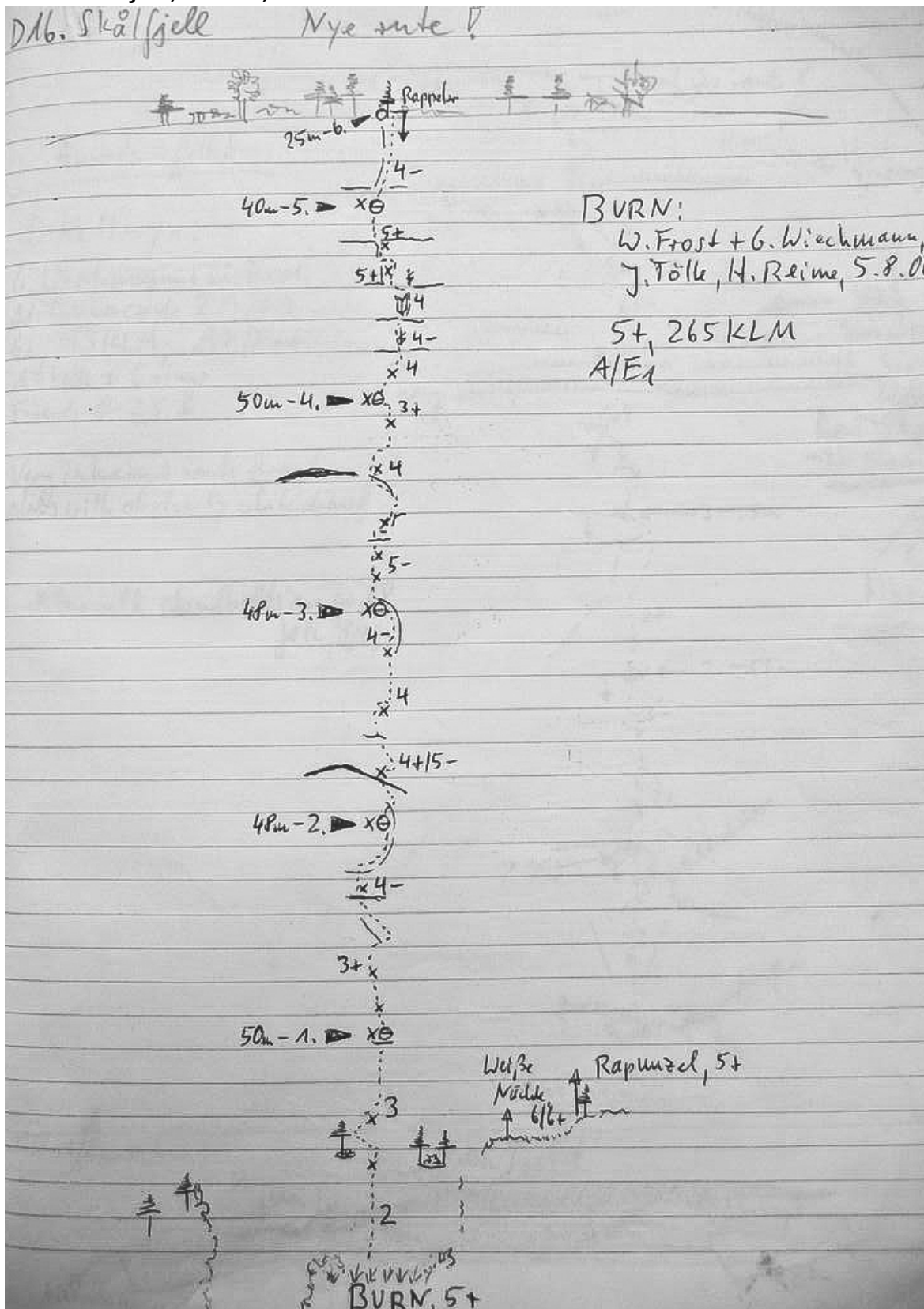
D15.Vikfjell, "Weg zur Sonne, 7-, Plasmaregen, 7+, Eruption, 7+"



D15. Vikfjell, "Windjammer, 6+, Sturmvogel, 7-, etc."



D16. Skålfjell, "Burn, 5+"



Diverse rättelser

15.8.2006

Korrektur:

D12. HÆGEFJELL: Side 112/113

d) Long life = 7, B/E₁₊k) Mot sola = 6-N, B/E₂z) Rain = 6+, B/E₂D) Struschnuppe = 5/A+, E₁₊G) Via Lara = 4, A/E₁

D3. LANGFJELL: Side 91

g) Sachsenpilc = 7+/8-

e) Wadlbeißer; M. Taulengule = 6-

Nye bolter! b) Potensvulanger og c) S. longus ✓✓

Anmarsj er markert ✓

Graderingen d) Misser diagonale: 1.TL 3+, 2.TL 2, 3.TL 2, 4.TL 3+,
5.TL 2; 6.TL 3, 7.TL 5+; 8.TL 5; 9.TL 5
10.TL 5-, 11.TL 4 ✓

C13. Drey Wall: Side 57

b) Robby 54 = reboltet

C15. Trollhaugen: Side 62

a) Trollpiste; 4.TL = nye bolter

C16. Gelbe Wand: Side 66

l) = Pizza rusticale, 9+, V. Houtce, 2003